



PROFESSIONAL
COATING
EQUIPMENT
SPECIALIST

2023 CATALOGUE

COATING
EQUIPMENT FOR
**GENERAL
INDUSTRY**



PASSION FOR PAINTING

We are passionate about painting and eager about creating; for this, we design spray guns which help you to cross any boundary.



GROUP

Anest Iwata carries more than 90 years-experience in the coating industry, combining the most sophisticated Japanese craftsmanship tradition to the continuous search for leading-edge technology.

PASSION & PERFORMANCE


As a global group we aim to deliver the most technically advanced spraying equipment on the market. When designing our products we think about highly professional and creative individual who have passion for painting and are looking for the greatest performance. With this in mind we always try to reach for the highest standards of sophistication, creativity and technical realization.

A WIDE RANGE

Our range of products varies from several spray guns lines, pumps and painting accessories, projected ad hoc for different paint application and to satisfy the customer in his research for the best solution.

CUSTOMER ORIENTED

The automotive refinish, together with the industrial and the wood sector are only few of the areas in which the Anest Iwata experience has found its appreciation between the users, not only for the excellence of our tools, but also for the attentive service our customers can count on. Anest Iwata effort in providing the best results in performance is also conceived for the optimization of the resources and materials in the optic of begin environmental-friendly.





JAPANESE HERITAGE & PIONEER MINDS

Whether it's a first installation, a self-repair or a small retouch (spot repair) Anest Iwata has always been the point of reference for professional painters. The experience in the development of varnishing guns for the automotive sector has strengthened its image over time.







1 LOW PRESSURE MANUAL GUNS

PRESSURE / SUCTION

WS-200 SP & WS-200 FT

Pressure Spray Gun Series.....10

W-200 INTEGRA Pressure Spray Guns....12

W-200 INTEGRA Suction Spray Guns.....14

W-200 ZP2 - NEW

Pressure Spray Guns for Abrasive paint.....16

WIDER1 CHROME

Pressure - Gravity - Suction Series.....18

LW1-10E | LW1-18N Extension Nozzle Gun.....20

W-77 | W-71 Spray Gun Series.....22

CUPS & CONTAINERS.....24

LOW PRESSURE ELECTROSTATIC GUNS INTERNAL CHARGING

E-M15B | E-M10B.....26

INTERCHANGEABLE SPARE PARTS.....28

2 AUTOMATIC SPRAY GUNS

LOW PRESSURE AUTOMATIC SPRAY GUNS GENERAL PURPOSE

WA-200 Automatic Spray Guns Series.....30

WA-200 FT | WA-200 ZP | WA-101.....31

LPA-200 Automatic Spray Gun.....32

SPECIAL PURPOSE

WA-1218 | WA-0915 | WA-0609

Extension Nozzle Automatic Gun.....34

TOF-50 | TOF-50R

Mold Release Agents Spray Gun.....35

ROBOT APPLICATION

WRA-101 S9 | WRA-101 S9N

Automatic Spray Guns.....36

WRA-200 S8 Automatic Spray Gun.....36

WRA-200 S17 WB Automatic Spray Gun.....36

WA-M220 | WA-M220 WB | WA-M220L

Automatic Spray Guns.....38

SPECIAL PURPOSE

TOF-5B | -5RB | TOF-6B | -6RB

Automatic Spray Guns.....40

SGA-3 Automatic Spray Gun **NEW**.....41

3 PAINT SUPPLY SYSTEM

LOW PRESSURE PNEUMATIC EQUIPMENT DOUBLE DIAPHRAGM PAINT PUMPS

DPS-120C | DPS-120C-WB | DPS-120CN

DPS-90G | DPS-90G-WB | DPS-90GN

DPS-70C | DPS-70CN

Diaphragm Pumps.....44-49

DIAPHRAGM PUMPS ACCESSORIES

SUPPORTS & ACCESSORIES.....50

SUCTION & DRAIN HOSE SET.....51

DELIVERY PAINT FILTER SET.....51

AIR REGULATOR SET.....51

TWO-WAY REGULATOR SET.....52

LOW PRESSURE TWIN HOSES.....52

PAINT PRESSURE REGULATOR

PR-5BL | PR-5BL WB | PR-5BL N.....53

BACK PRESSURE VALVE - PR-B5 | PR-B5 BN.....53

PAINT FLOW CONTROL VALVE

FCV-31 | FCV-31N-S1 / FCV-31N-S1-R4 /

FCV-31N-S1-R8.....54

PAINT FLOW CONTROL VALVE

FCV-3.....55



STAINLESS STEEL PRESSURE TANKS

PET-Series(10lt.|30lt.|50lt.)(7.0bar).....56

PET-10 (10 lt.) (4.0 bar).....58

PAINT FILTERS for Diaphragm Pumps.....59

4 PAINT SUPPLY SYSTEM

HIGH PRESSURE EQUIPMENT FOR INDUSTRY

MULTI SPRAY GUNS

MSGS-200 EVO Multi Spray Gun.....60

NOZZLE TIP SELECTION CHART.....62

MULTI SPRAY PUMPS

MULTI SPRAY UNITS

ICON-M233N (ICON X-3) (30:1)

Multi Spray Pump.....74

MSU-113 N (13:1).....80

MSU-323 C (17:1) | MSU-323 CTX (17:1)

MSU-423 TX (23:1) MSU-433 TX (30:1)

Multi Spray Pumps.....82

AIRLESS SPRAY GUN

AIRLESS SPRAY GUNS

AL96-S5 Automatic Airless Spray Gun.....88

AL-G7 TE WB Airless Manual Spray Gun.....89

FG-61 | FG-62 Extrusion Guns.....90

AIRLESS TIPS

Reversible and Flat Airless Tips.....91

AIRLESS TIPS | Pre-Atomized Reversible and Flat Airless Tips.....91

AIRLESS PUMPS

AIRLESS UNITS

ICON-A433N (36:1) ICON-A333N (32:1)

Airless Pumps.....92

ICON-A233N (ICON X-3) (30:1)

Airless Pump.....100

ALS-333 C (25:1) | ALS-423 TX (23:1)

ALS-433 C (30:1) | ALS-433 TX (30:1).....106

ALS-653NKE(45:1) | ALS-663NKE(63:1).....112

FPP 655 Extrusion Pump.....114

ACCESSORIES

for HIGH PRESSURE PUMPS

DELIVERY PAINT FILTER UNITS.....116

AIR REGULATORS SET.....118

HIGH PRESSURE CONDUCTIVE HOSES...120

MEDIUM & HIGH PRESSURE HOSES.....121

SUCTION HOSE SET WITH FILTER.....121

WHEEL CART SET.....122

DRAIN OPERATING VALVE SET.....122

PAINT FILTERS

for Airless & Multi Spray Units.....123

ACCV | AMV Automatic Valves.....124

5 GENERAL ACCESSORIES

ANEST IWATA Overall.....128

VISIONSHIELD series (goggles & glasses).....129

VIPER Half face guard mask.....130

AIRFED 2020 Full face mask.....131


MAGNETIC SUPPORTS

& GUN HOLDERS.....132

1

PRESSURE

MANUAL
SPRAY GUNS









PRESSURE SPRAY GUNS

PRESSURE SPRAY GUN SERIES

With WS-200 series, ANEST IWATA is launching a completely new generation of pressure spray guns. This series redefined the expectations of the most demanding users in the most diverse application fields. Every single aspect of WS-200 pressure spray guns has been redesigned. The result is now the market launch of the best pressure spray guns ever made. Available in two different versions: • WS-200SP: with newest generation of Pre Atomization Technology (Split nozzle) • WS-200FT: with traditional Flat Tip Nozzle (Round nozzle) delivering high quality results.

WS-200 SP PREMIUM QUALITY

TECHNICAL DATA	 Ø mm	 No.	 bar	 ml/min	 Nl/min	 mm
WS-200 SP Pressure Spray Gun with Split Nozzle - Air Nipple: G1/4" • Fluid Nipple: fixed G3/8"						
WS-200SP-0801	0.8	WS-200SP-01	2.5	200	435	210
WS-200SP-1001	1.0			250		230
WS-200SP-1201	1.2			300		240
WS-200SP-1401	1.4			300		240
WS-200SP-1601	1.6			350		255
WS-200SP-1801	1.8			400		265









SPLIT NOZZLE™
PRE-ATOMIZATION TECHNOLOGY



ORDER INFORMATION

	ø 0,8	ø 1,0	ø 1,2	ø 1,4	ø 1,6	ø 1,8
WS-200 SP SPRAY GUN	13000120	13000130	13000140	13000680	13000690	13000700
AIR CAP SET (WS-200 SP-01)	93001300					
FLUID NOZZLE + FLUID NEEDLE SET	93007240	93007490	93007550	93007620	93007650	93007660

WS-200 FT PREMIUM QUALITY

TECHNICAL DATA	 Ø mm	 No.	 bar	 ml/min	 Nl/min	 mm
WS-200 FT Pressure Spray Gun with Flat Tip Nozzle - Air Nipple: G1/4" • Fluid Nipple (fixed): G3/8"						
WS-200FT-0801	0.8	WS-200FT-01	2.5	200	380	240
WS-200FT-1001	1.0					210
WS-200FT-1201	1.2					210
WS-200FT-1401	1.4					240
WS-200FT-1601	1.6					
WS-200FT-1801	1.8					
WS-200FT-0802	0.8	WS-200FT-02	3.0	200	475	215
WS-200FT-1002	1.0			250		250
WS-200FT-1202	1.2			300		255
WS-200FT-1402	1.4			300		255
WS-200FT-1601	1.6			350		270
WS-200FT-1802	1.8			400		285



CARTON BOX
WS-200 SP or WS-200 FT
Spray Gun
Universal Spanner
Cleaning Brushes



ORDER INFORMATION

	ø 0,8	ø 1,0	ø 1,2	ø 1,4	ø 1,6	ø 1,8
WS-200FT-01 SPRAY GUN	13000150	13000160	13000170	13000600	13000610	13000620
WS-200FT-02 SPRAY GUN	13000180	13000190	13000200	13000630	13000640	13000650
AIR CAP SET (WS-200 FT-01)	93002070					
AIR CAP SET (WS-200 FT-02)	93002190					
FLUID NOZZLE + FLUID NEEDLE SET	93002180	93002150	93002130	93003420	93003480	93003500

FLAT TIP TECHNOLOGY



LOW PRESSURE



FEATURES

Perfect surfaces thanks to the Split Nozzle™ technology

Specific for blending, for example for side walls, bumper and smaller areas

Barely visible transitions thanks to the soft and fine spray pattern

Very fine atomization with low air consumption (190 l/min)

Extremely low material consumption

Low background noise

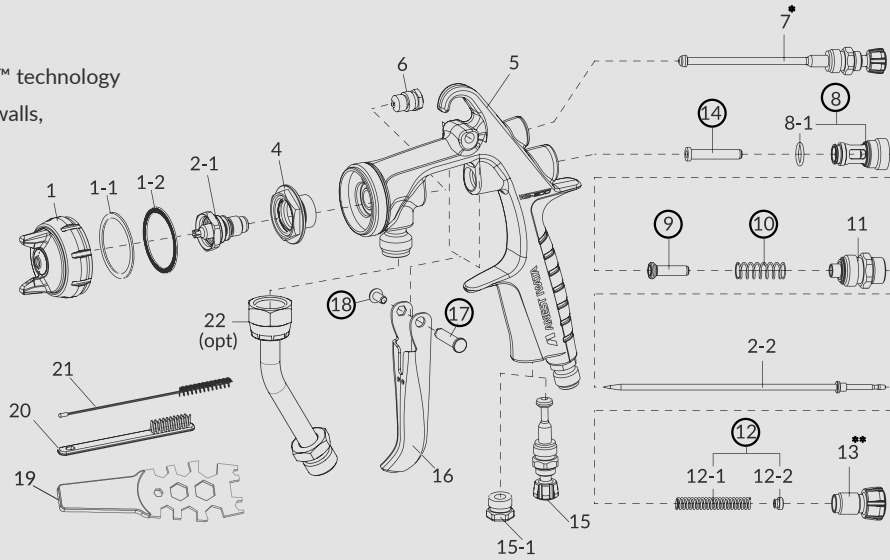
320 g: one of the most lightweight Smart Repair spray guns on the market

Simple operation of the control knobs, for right and left handers

Conical seal nozzle, minimum wear parts

Clearer design, easy maintenance

Quality surface for easy cleaning



1-1
Air Cap
Packing White:
seals air cap
to tightening nut

1-2
Air Cap Packing Transparent:
Seals air cap to gun body
(transparent seal must be visible
from the inside of the air cap)

TIPP:
change always
both air cap
packings
as a couple:

13.1
Lock
Fluid
Adjustment*

7.1
Quick
Fan Pattern
Control*

7.2
Push Pull
Pattern
Adjustment Set*

7.3
Lock
Pattern
Adjustment*

19.1
SPANNER for Lock
Pattern Adjustment and
Lock Fluid Adjustment



SPARE PARTS

REF.	CODE	DESCRIPTION
1	see left	AIR CAP SET WS-200SP-01
1	see left	AIR CAP SET WS-200FT-01 and WS-200FT-02
1-1	93505330	AIR CAP PACKING (WHITE)
1-2	93001330	AIR CAP PACKING (TRANSPARENT)
2-1 + 2-2	see left	FLUID NOZZLE + NEEDLE SET WS-200SP
2-1 + 2-2	see left	FLUID NOZZLE + NEEDLE SET WS-200FT
2-2	93001380	SPECIAL NEEDLE with TIP in DELRIN ø 0.8; 1.0; 1.2
2-2	93005700	SPECIAL NEEDLE with TIP in DELRIN ø 1.4; 1.6; 1.8
4	93007750	BAFFLE RING SET (BAFFLE RING + PACKING)
6	03810620	NEEDLE PACKING SET
7	93001561	PATTERN ADJUSTMENT
7-1	93003300	QUICK PATTERN ADJUSTMENT (opt.)*
7-2	93003270	PUSH PATTERN ADJUSTMENT (opt.)*
7-3	93003240	LOCK PATTERN ADJUSTMENT (opt.)*
8	93001640	AIR VALVE SEAT SET
8-1	93001680	O RING
9	93001690	AIR VALVE
10	93001700	AIR VALVE SPRING
11	93001710	FLUID ADJUSTMENT GUIDE SET
12	93002820	NEEDLE SPRING SET
12-1	03593530	NEEDLE SPRING
12-2	93001760	NEEDLE SPRING PACKING
13	93001780	FLUID ADJUSTMENT KNOB
13-1	93003200	LOCK FLUID ADJUSTMENT (opt.)**
14	93001790	AIR VALVE SHAFT
15	93001801	AIR ADJUSTMENT SET
15-1	93625370	PLUG
16	93001820	TRIGGER SET
17	93001870	TRIGGER STUD

REF.	CODE	DESCRIPTION
18	93001960	HEX. SOCKET BUTTON BOLT
19	930171A0	UNIVERSAL SPANNER
19-1	93003340	SPANNER for LOCK PATTERN ADJUSTMENT and for LOCK FLUID ADJUSTMENT
20	W2COM6163	BRUSHES (5 pcs.)
		REPAIRING KIT WS-200 includes: Needle packing set ref. 6; Air valve seat set ref.8; Air valve ref.9; Air valve spring ref.10; Fluid adj. guide set ref.11; Needle spring ref. 12; Air valve shaft ref.14; Trigger stud ref.17; Hex. socket button bolt ref.18
21	W2COM6162	TWISTED BRUSHES ø10 mm (5 pcs.)
22	W2COM5052	FLUID TUBE 3/8" Stainless Steel (opt.)
23	93001540	AIR NIPPLE G1/4"

ACCESSORIES

REF.	CODE	DESCRIPTION
	PJQ-03P	QUICK JOINT NIPPLE 3/8" IG
	PJQ-03S	QUICK JOINT 3/8" AG
	14375800	"L" ROTATING AIR HOSE JOINT
	001004050	TWIN HOSE (Air & Fluid) 1/4"-1/4" mt. 5
	001004075	TWIN HOSE (Air & Fluid) 1/4"-1/4" mt. 7.5
	001004100	TWIN HOSE (Air & Fluid) 1/4"-1/4" mt. 10

PRESSURE SPRAY GUNS

W-200 INTEGRA PRESSURE SERIES







The **W-200 INTEGRA** is the sophisticated successor of Anest Iwata's previous W-200 lineup.

While they look almost the same almost all of the internals have been redesigned and improved.

This makes the new W-200 INTEGRA your perfect companion for challenging jobs in the Industrial paint application.

The **W-200 INTEGRA SP** utilizing the unique Anest Iwata **SPLIT NOZZLE** Technology can easily be recognized by its **BLUE** Air Cap Ring. While the models **W-200 INTEGRA FT** with traditional Flat tips (FT versions) come with **SILVER** Air Cap Ring.

W-200 INTEGRA SP HIGH QUALITY

TECHNICAL DATA	 Ø mm	 No.	 bar	 ml/min	 Nl/min	 mm
W-200 INTEGRA SP - Pressure Spray Gun - Air Nipple: G1/4" • Fluid Nipple: G3/8"						
W-200SP-08WB1P	0.8	WB1	2.0 ~ 2.5	200	425 ~ 531	360
W-200SP-10WB1P	1.0			250		380
W-200SP-12WB1P	1.2			300		390
W-200SP-14WB1P	1.4			350		310
W-200SP-08WBSP	0.8	WBS	2.0 ~ 2.5	200	463 ~ 578	320
W-200SP-10WBSP	1.0			250		330
W-200SP-12WBSP	1.2			300		340
W-200SP-14WBSP	1.4			350		

SPRAY DISTANCE: 150 ~ 300 mm



ORDER INFORMATION







W-200 INTEGRA

	Ø 0.8	Ø 1.0	Ø 1.2	Ø 1.4
W-200 INTEGRA SPRAY GUN - WB1	130451A0	130452A0	130453A0	130454A0
W-200 INTEGRA SPRAY GUN - WBS	130455A0	130456A0	130457A0	130458A0
AIR CAP SET - WB1	93017310			
AIR CAP SET - WBS	93017430			
FLUID NOZZLE + FLUID NEEDLE SET	93012030	93012020	93012010	93017330

SPLIT NOZZLE™
PRE-ATOMIZATION
TECHNOLOGY



W-200 INTEGRA FT HIGH QUALITY

TECHNICAL DATA	 Ø mm	 No.	 bar	 ml/min	 Nl/min	 mm
W-200 INTEGRA FT - Pressure Spray Gun - Air Nipple: G1/4" • Fluid Nipple: G3/8"						
W-200FT-08LV2P	0.8	LV2	2.0 ~ 2.5	70	240 ~ 300	140
W-200FT-10LV2P	1.0			110		170
W-200FT-12LV2P	1.2			150		220
W-200FT-15LV2P	1.5			250		270
W-200FT-16LV2P	1.6			300		280
W-200FT-18LV2P	1.8			400		290
W-200FT-08G2P	0.8	G2P	3.0 ~ 3.5	500	500 ~ 583	400
W-200FT-10G2P	1.0					
W-200FT-12G2P	1.2					

SPRAY DISTANCE: 150 ~ 300 mm



FLAT TIP
TECHNOLOGY



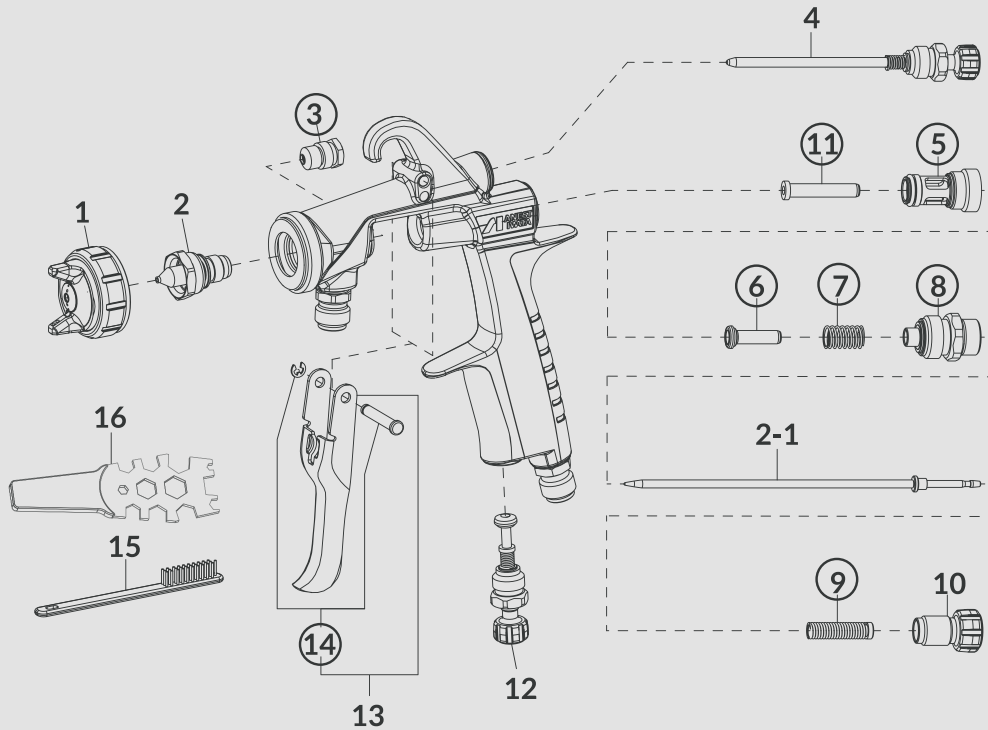
ORDER INFORMATION

W-200 INTEGRA

	Ø 0.8	Ø 1.0	Ø 1.2	Ø 1.5	Ø 1.6	Ø 1.8
W-200 INTEGRA SPRAY GUN - LV2	130459A0	130460A0	130461A0	130463A0	130506A0	130507A0
W-200 INTEGRA SPRAY GUN - G2P	130464A0	130465A0	130466A0	----	----	----
AIR CAP SET - LV2	----			93017350		
AIR CAP SET - G2P	93011670			----		
FLUID NOZZLE + FLUID NEEDLE SET	93017270	93017280	93011570	93011680	93018270	93011730



LOW PRESSURE



CARTON BOX

W-200 INTEGRA Pressure Spray Gun
Cleaning Brushes
Universal Spanner



OPTIONS & ACCESSORIES:

LOCK PATTERN ADJUSTMENT



LOCK FLUID ADJUSTMENT



QUICK FAN PATTERN ADJUSTMENT



SPANNER for
Lock Fluid Adjustment &
Lock Pattern Adjustment



PUSH-PULL PATTERN ADJUSTMENT SET



"L" ROTATING
AIR HOSE
JOINT



FLUID TUBE 3/8"
in Stainless Steel



SPARE PARTS

REF.	CODE	DESCRIPTION
1	see left	AIR CAP SET
1-1	93017700	CAP COVER PACKING SET
1-2	93011560	AIR CAP RING Silver
1-2	93016870	AIR CAP RING Blue
2 + 2-1	see left	FLUID NOZZLE + NEEDLE SET
3	03810620	NEEDLE PACKING SET
4	93011630	PATTERN ADJUSTMENT
5	93001640	AIR VALVE SEAT SET
6	93001690	AIR VALVE
7	93001700	AIR VALVE SPRING
8	93012630	FLUID ADJUSTMENT GUIDE SET
9	93002820	NEEDLE SPRING SET
10	93012650	FLUID ADJUSTMENT KNOB
11	93001790	AIR VALVE SHAFT
12	93012660	AIR ADJUSTMENT SET
13	93014500	TRIGGER SET
14	93013810	TRIGGER STUD







OPTIONS & ACCESSORIES

CODE	DESCRIPTION	REF.
W2COM6163	BRUSHES (5 PCS/1PK)	15
930171A0	UNIVERSAL SPANNER	16
930356A0	REPAIRING KIT includes: needle packing set (3), air valve seat set (5), air valve (6), air valve spring (7), fluid adj. guide set (8), needle spring set (9), air valve shaft (11), trigger stud set (14).	
14375800	"L" ROTATING AIR HOSE JOINT	
W-200-X1	QUICK FAN PATTERN ADJUSTMENT	
93895611	PUSH-PULL PATTERN ADJUSTMENT SET	
93605600	LOCK FLUID ADJUSTMENT	
03841601	LOCK PATTERN ADJUSTMENT	
93280082	SPANNER for Lock Fluid Adj. & Lock Pattern Adj.	
W2COM5052	FLUID TUBE 3/8" Stainless Steel	
001004050	TWIN HOSE (Air and Fluid) 1/4"-1/4" - 5 m	
001004075	TWIN HOSE (Air and Fluid) 1/4"-1/4" - 7.5 m	
001004100	TWIN HOSE (Air and Fluid) 1/4"-1/4" - 10 m	

SUCTION SPRAY GUNS

W-200 INTEGRA SUCTION SERIES

W-200 INTEGRA SP HIGH QUALITY

TECHNICAL DATA	 Ø mm	 No.	 bar	 mL/min	 NL/min	 mm
W-200 INTEGRA SP - Suction Spray Gun - Air Nipple: G1/4" • Fluid Nipple: G3/8"						
W-200SP-16WB2S	1.6	WB2	2.0 ~ 2.5	170	480 ~ 538	315
W-200SP-18WB2S	1.8			200		330

SPRAY DISTANCE: 150 ~ 300 mm

W-200 INTEGRA

SPLIT NOZZLE™
PRE-ATOMIZATION
TECHNOLOGY









ORDER INFORMATION

	Ø 1.6	Ø 1.8
W-200 INTEGRA - Spray Gun Only	130471A0	130472A0
W-200 INTEGRA - With PCL-10B3 Cup	130478A0	130479A0
W-200 INTEGRA - With PC-12 Cup	130485A0	130486A0
AIR CAP SET - WB2	93017460	
FLUID NOZZLE + FLUID NEEDLE SET	93017480	93017490



W-200 INTEGRA FT HIGH QUALITY

TECHNICAL DATA	 Ø mm	 No.	 bar	 mL/min	 NL/min	 mm
W-200 INTEGRA FT - Suction Spray Gun - Air Nipple: G1/4" • Fluid Nipple: G3/8"						
W-200FT-14S	1.4	LV2	2.0 ~ 2.5	240	240 ~ 300	260
W-200FT-15S	1.5			290		290
W-200FT-18S	1.8	K2	2.0 ~ 2.5	290	220 ~ 275	340
W-200FT-20S	2.0			350		290
W-200FT-25S	2.5	W1		440	240 ~ 300	280

SPRAY DISTANCE: 150 ~ 300 mm

W-200 INTEGRA

FLAT TIP
TECHNOLOGY



ORDER INFORMATION

	Ø 1.4	Ø 1.5	Ø 1.8	Ø 2.0	Ø 2.5
W-200 INTEGRA - Spray Gun Only	130473A0	130474A0	130475A0	130476A0	130477A0
W-200 INTEGRA - With PCL-10B3 Cup	130480A0	130481A0	130482A0	130483A0	130484A0
W-200 INTEGRA - With PC-12 Cup	130487A0	130488A0	130489A0	130490A0	130491A0
AIR CAP SET	LV2	K2	R2	W1	
	93017350	93011710	93011790	93011820	
FLUID NOZZLE + FLUID NEEDLE SET	93017370	93011680	93011730	93011740	93011810



LOW PRESSURE



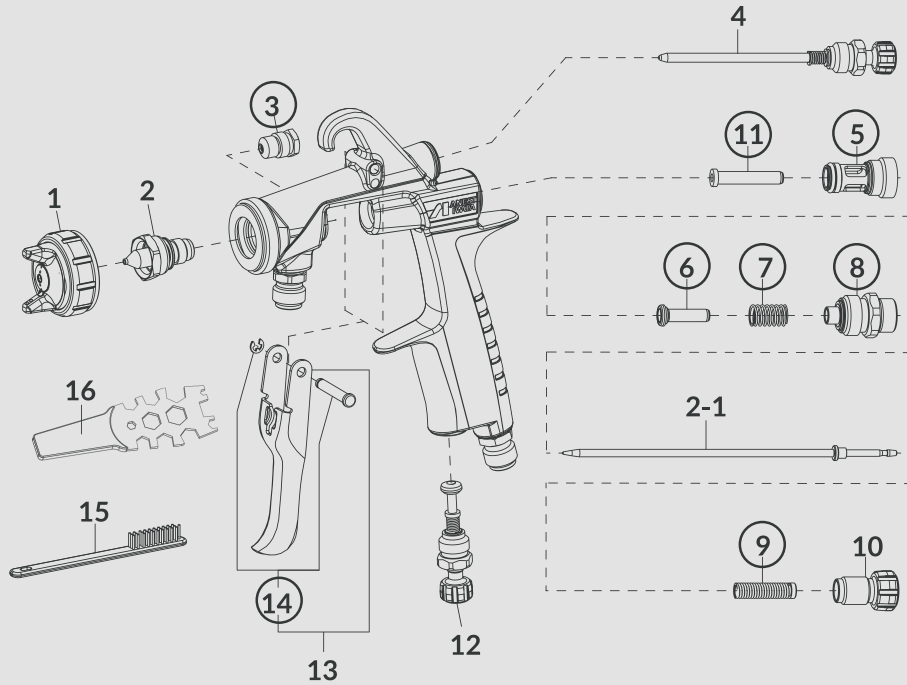
PCL-10B3

Suction Container 1lt.



PC-12

Suction Container 1lt.



CARTON BOX

W-200 INTEGRA Suction Spray Gun
Cleaning Brushes
Universal Spanner
Suction Cup



OPTIONS & ACCESSORIES:

LOCK PATTERN ADJUSTMENT



LOCK FLUID ADJUSTMENT



QUICK FAN PATTERN ADJUSTMENT



SPANNER for Lock Fluid Adjustment & Lock Pattern Adjustment



PUSH-PULL PATTERN ADJUSTMENT SET



"L" ROTATING AIR HOSE JOINT



FLUID TUBE 3/8" in Stainless Steel



SPARE PARTS

REF.	CODE	DESCRIPTION
1	see left	AIR CAP SET
1-1	93017700	CAP COVER PACKING SET
1-2	93011560	AIR CAP RING Silver
1-2	93016870	AIR CAP RING Blue
2 + 2-1	see left	FLUID NOZZLE + NEEDLE SET
3	03810620	NEEDLE PACKING SET
4	93011630	PATTERN ADJUSTMENT
5	93001640	AIR VALVE SEAT SET
6	93001690	AIR VALVE
7	93001700	AIR VALVE SPRING
8	93012630	FLUID ADJUSTMENT GUIDE SET
9	93002820	NEEDLE SPRING SET
10	93012650	FLUID ADJUSTMENT KNOB
11	93001790	AIR VALVE SHAFT
12	93012660	AIR ADJUSTMENT SET
13	93014500	TRIGGER SET
14	93013810	TRIGGER STUD

OPTIONS & ACCESSORIES

CODE	DESCRIPTION	REF.
W2COM6163	BRUSHES (5 PCS/1PK)	15
930171A0	UNIVERSAL SPANNER	16
14018621	PCL-10 B3 LEVER LOCK SUCTION CUP 1 lt.	
14018200	PC 12 SUCTION CUP 1 lt.	
930356A0	REPAIRING KIT includes: needle packing set (3), air valve seat set (5), air valve (6), air valve spring (7), fluid adj. guide set (8), needle spring set (9), air valve shaft (11), trigger stud set (14).	
14375800	"L" ROTATING AIR HOSE JOINT	
W-200-X1	QUICK FAN PATTERN ADJUSTMENT	
93895611	PUSH-PULL PATTERN ADJUSTMENT SET	
93605600	LOCK FLUID ADJUSTMENT	
03841601	LOCK PATTERN ADJUSTMENT	
93280082	SPANNER for Lock Fluid Adj. & Lock Pattern Adj.	
W2COM5052	FLUID TUBE 3/8" Stainless Steel	
001004050	TWIN HOSE (Air and Fluid) 1/4"-1/4" - 5 m	
001004075	TWIN HOSE (Air and Fluid) 1/4"-1/4" - 7.5 m	
001004100	TWIN HOSE (Air and Fluid) 1/4"-1/4" - 10 m	

PRESSURE SPRAY GUNS







W-200 ZP2

HIGH QUALITY

For **ABRASIVE PAINTS**

Our new Professional Spray Gun serie for abrasive paint applications as ceramic glaze, with fully redesigned gun body.



TECHNICAL DATA	 Ø mm	 No.	 bar	 ml/min	 NL/min	 mm
W-200 ZP2 - Pressure Spray Gun - Air Nipple: G1/4" • Fluid Nipple: G3/8"						
W-200 ZP2 H-15**	1.5	ZP2	3.5	500	760	370
W-200 ZP2 H-20	2.0					
W-200 ZP2 H-25	2.5					

*Suggested gun inlet pressure during spraying. **Available only upon request.



HIGH Abrasion Resistance
with Fluid Nozzle
& Fluid Needle
in **TUNGSTEN CARBIDE**

ORDER INFORMATION

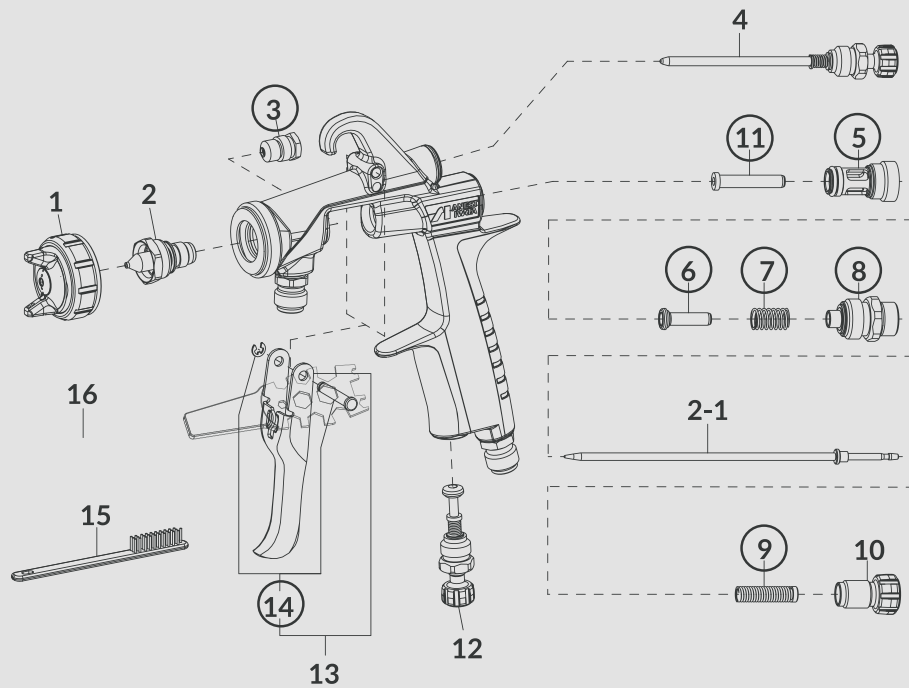
	Ø 1.5	Ø 2.0	Ø 2.5
W-200 ZP2	ZP2-H15	ZP2-H20	ZP2-H25
AIR CAP SET - ZP2	93018540		
FLUID NOZZLE + FLUID NEEDLE SET	93013590	93018560	93018620



CARTON BOX


W-200 ZP2 Pressure Spray Gun
Cleaning Brushes
Universal Spanner





OPTIONS & ACCESSORIES:


LOCK PATTERN
ADJUSTMENT



LOCK FLUID
ADJUSTMENT



QUICK FAN PATTERN
ADJUSTMENT



SPANNER for
Lock Fluid Adjustment &
Lock Pattern Adjustment



PUSH-PULL PATTERN
ADJUSTMENT SET



"L" ROTATING
AIR HOSE
JOINT



FLUID TUBE 3/8"
in Stainless Steel



SPARE PARTS

REF.	CODE	DESCRIPTION
1	see left	AIR CAP SET
2 + 2-1	see left	FLUID NOZZLE + NEEDLE SET
3	03810620	NEEDLE PACKING SET
4	93011630	PATTERN ADJUSTMENT
5	93001640	AIR VALVE SEAT SET
6	93001690	AIR VALVE
7	93001700	AIR VALVE SPRING
8	93012630	FLUID ADJUSTMENT GUIDE SET
9	93002820	NEEDLE SPRING SET
10	93012650	FLUID ADJUSTMENT KNOB
11	93001790	AIR VALVE SHAFT
12	93012660	AIR ADJUSTMENT SET
13	93014500	TRIGGER SET
14	93013810	TRIGGER STUD

ACCESSORIES

CODE	DESCRIPTION	REF.
W2COM6163	BRUSHES (5 PCS/1PK)	15
930171A0	UNIVERSAL SPANNER	16
930356A0	REPAIRING KIT includes: needle packing set (3), air valve seat set (5), air valve (6), air valve spring (7), fluid adj. guide set (8), needle spring set (9), air valve shaft (11), trigger stud set (14).	
14375800	"L" ROTATING AIR HOSE JOINT	
W-200-X1	QUICK FAN PATTERN ADJUSTMENT	
93895611	PUSH-PULL PATTERN ADJUSTMENT SET	
93605600	LOCK FLUID ADJUSTMENT	
03841601	LOCK PATTERN ADJUSTMENT	
93280082	SPANNER for Lock Fluid Adj. & Lock Pattern Adj.	
W2COM5052	FLUID TUBE 3/8" Stainless Steel	
001004050	TWIN HOSE (Air and Fluid) 1/4"-1/4" - 5 m	
001004075	TWIN HOSE (Air and Fluid) 1/4"-1/4" - 7.5 m	
001004100	TWIN HOSE (Air and Fluid) 1/4"-1/4" - 10 m	

PRESSURE-GRAVITY-SUCTION

WIDER 1 CHROME HIGH QUALITY

The key points in industrial coating products are quality and repeatability. We have always created ideal spray guns, adopted to diverse applications and evolving paints. Now we developed the new **WIDER 1 CHROME** model which goes further than ever in our pursuit of these key points.

Our spray guns have penetrated markets around the world since the W-101 made its debut 14 years ago. We have distilled this experience and expertise that we accumulated over those years into this new **WIDER 1 CHROME** models.



WIDER 1 CHROME PRESSURE SERIES

WIDER 1 CHROME

TECHNICAL DATA	Ø mm	No.	bar	ml/min	Nl/min	mm
WIDER1 CHROME - PRESSURE Spray Gun - Air Nipple: G1/4" • Fluid Nipple: G1/4"						
WIDER1-08E2P	0.8	E2P	3.0	150	270	190
WIDER1-10E2P	1.0			200		220
WIDER1-13E2P	1.3		2.5	250	220	210
WIDER1-15E2P	1.5	240				

SPRAY DISTANCE: 150 ~ 300 mm



ORDER INFORMATION

	Ø 0.8	Ø 1.0	Ø 1.3	Ø 1.5
WIDER1 CHROME PRESSURE SPRAY GUN	WIDER1-08E2P-M	WIDER1-10E2P-M	WIDER1-13E2P-M	WIDER1-15E2P-M
AIR CAP SET - E2P	93012200			
FLUID NOZZLE + FLUID NEEDLE SET	93012390	93012430	93012350	93012460

WIDER 1 CHROME SIDE GRAVITY SERIES

WIDER 1 CHROME

TECHNICAL DATA	Ø mm	No.	bar	ml/min	Nl/min	mm
WIDER1 CHROME - GRAVITY Spray Gun - Air Nipple: G1/4" • Fluid Nipple: G1/4"						
WIDER1-10E1P	1.0	E1	2.5	95	75	130
WIDER1-13H2G	1.3	H2		160	225	175
WIDER1-15H2G	1.5			190		190

SPRAY DISTANCE: 150 ~ 300 mm

ORDER INFORMATION

	Ø 1.0	Ø 1.3	Ø 1.5
WIDER1 CHROME GRAVITY SPRAY GUN - Only gun	WIDER1-10E2G-M	WIDER1-13H2G-M	WIDER1-15H2G-M
WIDER1 CHROME GRAVITY SPRAY GUN - with PC 45 Cup 400ml	130155A0	130156A0	130157A0
WIDER1 CHROME GRAVITY SPRAY GUN - with PC 52 Cup 200ml	130158A0	130159A0	130160A0
AIR CAP SET - E1	93012230	---	---
AIR CAP SET - H2	---	93012150	
FLUID NOZZLE + FLUID NEEDLE SET	93012430	93012350	93012460

WIDER 1 CHROME SUCTION SERIES

WIDER 1 CHROME

TECHNICAL DATA	Ø mm	No.	bar	ml/min	Nl/min	mm
WIDER1 CHROME - SUCTION Spray Gun - Air Nipple: G1/4" • Fluid Nipple: G1/4"						
WIDER1-13H2S	1.3	H2	2.5	150	255	160
WIDER1-15H2S	1.5			170		175
WIDER1-18N1S	1.8	N1		210	170	170

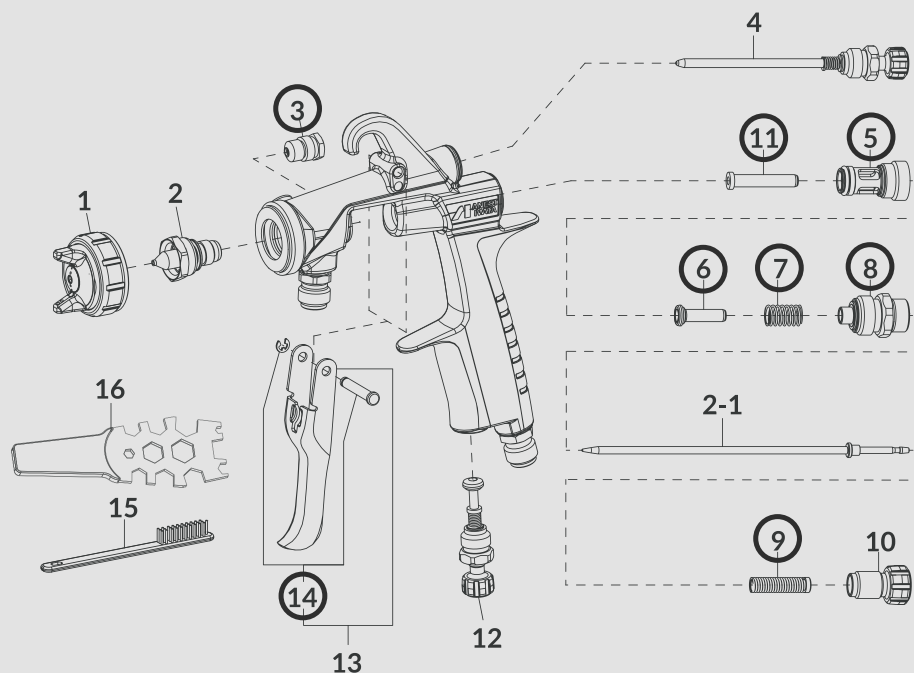
SPRAY DISTANCE: 150 ~ 300 mm

ORDER INFORMATION

	Ø 1.3	Ø 1.5	Ø 1.8
WIDER1 CHROME SUCTION SPRAY GUN - Only gun	WIDER1-13H2S-M	WIDER1-15H2S-M	WIDER1-18N1S-M
WIDER1 CHROME SUCTION SPRAY GUN - with PCL 7B2 Cup	130149A0	130150A0	130151A0
AIR CAP SET	H2 93012150		N1 93012270
FLUID NOZZLE + FLUID NEEDLE SET	93012350	93012460	93012480



LOW PRESSURE



**WIDER 1 CHROME
SIDE GRAVITY PC-52 AG**



**WIDER 1 CHROME
SUCTION PCL-7B2**

SPARE PARTS

REF.	CODE	DESCRIPTION
1	see left	AIR CAP SET
1-1	93012170	AIR CAP COVER
1-2	93017680	AIR CAP PACKING
2 + 2-1	see left	FLUID NOZZLE + NEEDLE SET
3	93765610	NEEDLE PACKING SET
4	93012580	PATTERN ADJUSTMENT
5	93001640	AIR VALVE SEAT SET
6	93001690	AIR VALVE
7	93001700	AIR VALVE SPRING
8	93012630	FLUID ADJUSTMENT GUIDE SET
9	93002820	NEEDLE SPRING SET
10	93012650	FLUID ADJUSTMENT KNOB
11	93001790	AIR VALVE SHAFT
12	93012660	AIR ADJUSTMENT SET
13	93013800	TRIGGER SET
14	93013810	TRIGGER STUD

CARTON BOX

WIDER1 Spray Gun
Cleaning Brushes
Universal Spanner

CARTON BOX

WIDER1 Spray Gun
Suction or Gravity Cup
Cleaning Brushes
Universal Spanner

ACCESSORIES


CODE	DESCRIPTION	REF.
W2COM6163	BRUSHES (5 PCS/1PK)	15
930171A0	UNIVERSAL SPANNER	16
14018186F	PC 52 AG SIDE GRAVITY CUP 200ml	
14018080	PC 4S SIDE GRAVITY CUP 400ml	
14018641	PCL 7B 2 SUCTION CONTAINER 700ml	
930355A0	REPAIRING KIT includes: needle packing set (3), air valve seat set (5), air valve (6), air valve spring (7), fluid adj. guide set (8), needle spring set (9), air valve shaft (11), trigger stud set (14).	
001004050	TWIN HOSE (Air and Fluid) 1/4"-1/4" - 5 m	
001004075	TWIN HOSE (Air and Fluid) 1/4"-1/4" - 7.5 m	
001004100	TWIN HOSE (Air and Fluid) 1/4"-1/4" - 10 m	

PRESSURE SPRAY GUNS

LW1-10E / LW1-18N Extension Spray Gun

We are happy to announce an update to our LW10 **Extension Spray Gun** series. The LW10 will be replaced by the new **LW1** which is based on the Wider 1 series.

It adopts the same gun body and the improved ergonomics of the Wider series while keeping its multiple angle and length options.



FEATURES

Improved reliability and stability while maintaining the same performance.







Ergonomic design and lighter weight.

Improved maintainability.

Improved stability thanks to redesigned Air Valve Seat.

We are open for orders immediately.



TECHNICAL DATA	Head Angle mm	Air Pipe Length mm	 Ø mm	 No.	 bar	 ml/min	 Nl/min	 mm
LW1-10E - SPRAY DISTANCE 200 mm								
LW1-10E1-0015	0°	150	1.0	E1	3.0	150	90	175
LW1-10E1-4515	45°							
LW1-10E1-9015	90°							
LW1-10E1-0030	0°	300						
LW1-10E1-4530	45°							
LW1-10E1-9030	90°							
LW1-10E1-0050	0°	500						
LW1-10E1-4550	45°							
LW1-10E1-9050	90°							
LW1-18N - SPRAY DISTANCE 250 mm								
LW1-18N1-0015	0°	150	1.8	N1	3.5	250	210	185
LW1-18N1-4515	45°							
LW1-18N1-9015	90°							
LW1-18N1-0030	0°	300						
LW1-18N1-4530	45°							
LW1-18N1-9030	90°							
LW1-18N1-0050	0°	500						
LW1-18N1-4550	45°							
LW1-18N1-9050	90°							

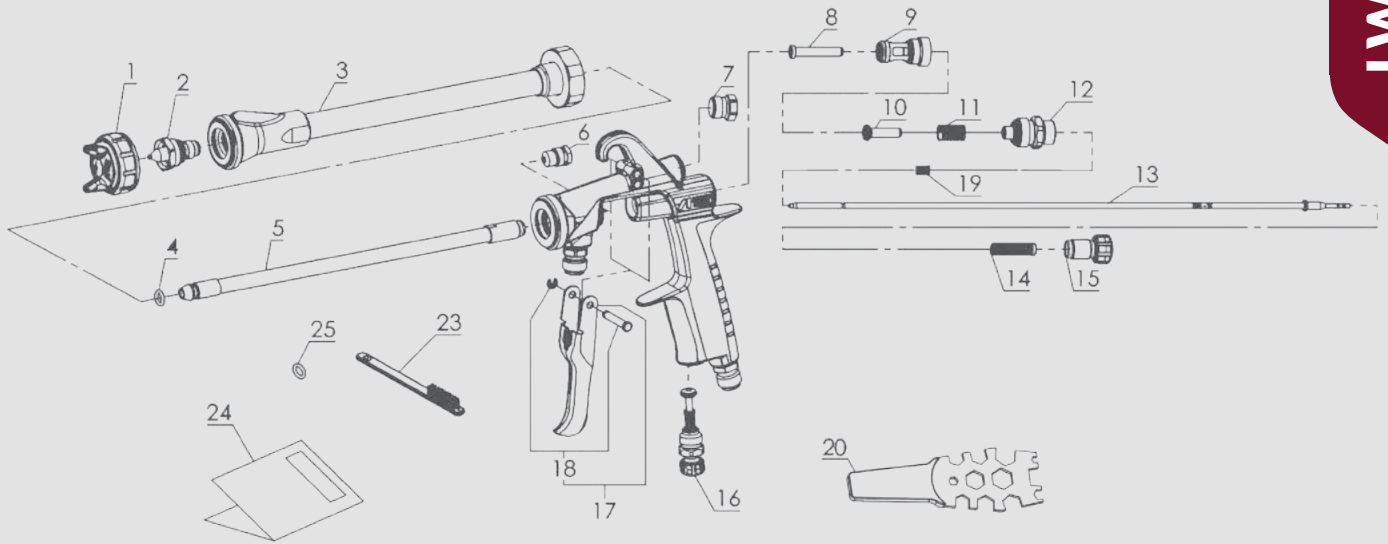
• Air Nipple G1/4" • Fluid Nipple G1/4"

ORDER INFORMATION

LW1-18N	Code	Description
ø 1.8 - N1	LW1-18N1-0015	EXTENSION NOZZLE GUN
	LW1-18N1-4515	
	LW1-18N1-9015	
	LW1-18N1-0030	
	LW1-18N1-4530	
	LW1-18N1-9030	
	LW1-18N1-0050	
	LW1-18N1-4550	
LW1-18N1-9050		

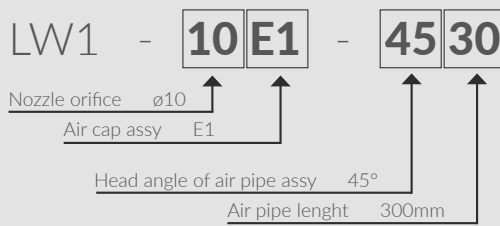
LW1-10E	Code	Description
ø 1.0 - E1	LW1-10E1-0015	EXTENSION NOZZLE GUN
	LW1-10E1-4515	
	LW1-10E1-9015	
	LW1-10E1-0030	
	LW1-10E1-4530	
	LW1-10E1-9030	
	LW1-10E1-0050	
	LW1-10E1-4550	
LW1-10E1-9050		





HOW TO READ MODEL NAMES

ex)



SPARE PARTS







REF.	CODE	DESCRIPTION	
1	93012230	AIR CAP ASSY	E1
1	93012270	AIR CAP ASSY	N1
2	93012450	FLUID NOZZLE 10	Nozzle size 1.0mm
2	93012490	FLUID NOZZLE 18	Nozzle size 1.8mm
3	93015200	AIR PIPE ASSY 0015	Angle 0°, length 150mm
3	93015210	AIR PIPE ASSY 0030	Angle 0°, length 300mm
3	93015230	AIR PIPE ASSY 0050	Angle 0°, length 500mm
3	93015180	AIR PIPE ASSY 4515	Angle 45°, length 150mm
3	93015170	AIR PIPE ASSY 4530	Angle 45°, length 300mm
3	93015190	AIR PIPE ASSY 4550	Angle 45°, length 500mm
3	93015240	AIR PIPE ASSY 9015	Angle 90°, length 150mm
3	93015250	AIR PIPE ASSY 9030	Angle 90°, length 300mm
3	93015260	AIR PIPE ASSY 9050	Angle 90°, length 500mm
4	96638004	O RING	
5	93835610	FLUID PIPE ASSY	
6	93765610	NEEDLE PACKING ASSY	
7	93625371	PLUG	
8	93001790	AIR VALVE SHAFT	
9	93001640	AIR VALVE SEAT ASSY	

REF.	CODE	DESCRIPTION	
10	93001690	AIR VALVE	
11	93001700	AIR VALVE SPRING	
12	93012630	FLUID ADJ GUIDE ASSY	
13	93015380	FLUID NEEDLE ASSY 15	150mm
13	93015370	FLUID NEEDLE ASSY 30	300mm
13	93015390	FLUID NEEDLE ASSY 50	500mm
14	93002820	NEEDLE SPRING ASSY	
15	93012650	FLUID ADJ KNOB	
16	93012660	AIR ADJ ASSY	
17	93013800	TRIGGER ASSY	
18	93013810	TRIGGER STUD ASSY	
19	93596610	FLUID NEEDLE GUIDE SPRING	only for 500mm needle
20	930171A0	UNIVERSAL SPANNER	

SUCTION SPRAY GUNS

W-77 / W-71 SERIES

W-77 PRESSURE - SUCTION - GRAVITY

TECHNICAL DATA	 Ø mm	 No.	 bar	 mℓ/min	 Nℓ/min	 mm
W-77 0 PRESSURE	1.2	0		480	430	445
W-77 1S SUCTION	1.5	1		255	185	210
W-77 2S SUCTION	2.0	2		345	250	255
W-77 3S SUCTION	2.5	3	3.5	435	325	280
W-77 1G GRAVITY	1.5	1		285	185	230
W-77 2G GRAVITY	2.0	2		390	250	290
W-77 3G GRAVITY	2.5	3		485	325	330

• Air Nipple: G1/4" • Fluid Nipple: G3/8"









ORDER INFORMATION

W-77	Ø 1,2	Ø 1,5	Ø 2,0	Ø 2,5
W-77 PRESSURE SPRAY GUN	13100000	-	-	-
W-77 SUCTION SPRAY GUN	-	13100020	13100050	13100070
W-77 GRAVITY SPRAY GUN	-	13001110	13001100	13100170
AIR CAP SET	93901911	-	-	-
AIR CAP SET (S/G)	-	93900901	93901901	93900911
FLUID NOZZLE + NEEDLE SET	93938900	93007720	93007760	93997020



W-71 PRESSURE - SUCTION - GRAVITY



TECHNICAL DATA	 Ø mm	 No.	 bar	 mℓ/min	 Nℓ/min	 mm
W-71 0 PRESSURE	0.8	0	3.5	200	240	190
W-71 1S SUCTION	1.0	1S		95	75	100
W-71 2S SUCTION	1.3	2S		135	85	135
W-71 3S SUCTION	1.5	3S		180	165	170
W-71 4S SUCTION	1.8	4S		195	230	200
W-71 21S SUCTION	1.3	21S	3.0	140	195	155
W-71 31S SUCTION	1.5	31S		170	230	170
W-71 1G GRAVITY	1.0	1G		110	75	120
W-71 2G GRAVITY	1.3	2G		155	85	155
W-71 3G GRAVITY	1.5	3G		210	165	185
W-71 4G GRAVITY	1.8	4G		220	230	230
W-71 21G GRAVITY	1.3	21G		160	195	165
W-71 31G GRAVITY	1.5	31G		190	230	185

• Air Nipple: G1/4" • Fluid Nipple: G1/4"

ORDER INFORMATION

W-71	Ø 0,8	Ø 1,0	Ø 1,3	Ø 1,3	Ø 1,5	Ø 1,5	Ø 1,8
W-71 PRESSURE SPRAY GUN	13090000	-	-	-	-	-	-
W-71 SUCTION SPRAY GUN	-	13090020	13090030	13090040	13090050	13090060	13090070
W-71 GRAVITY SPRAY GUN	-	13090100	13090110	13090120	13090130	13090140	13090150
AIR CAP SET	93900020	15 - 2G 93900030	25 - 2G 93901020	21S - 21G 93900090	35 - 3G 93900080	31S - 31G 93900100	45 - 4G 93901100
FLUID NOZZLE + FLUID NEEDLE SET	93938081	03006060	93999920	93999920	03006120	03006120	03006070



LOW PRESSURE

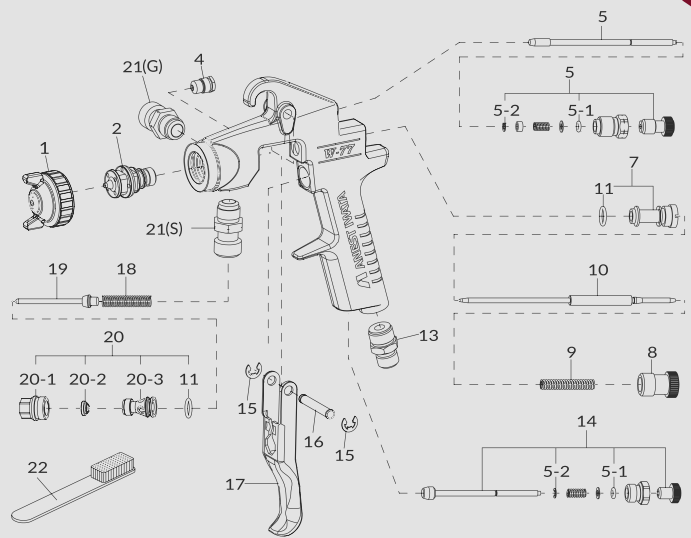


W-77/ W-71 - SERIES

W-77 SPARE PARTS

REF.	CODE	DESCRIPTION	QTY.
1	see left	AIR CAP SET	
1	see left	AIR CAP SET S/G	
2+10	see left	FLUID NOZZLE + NEEDLE SET	
4	93545660	NEEDLE PACKING CARTRIDGE	
5	03909900	PATTERN ADJUSTING SET	
5-1/11	03906100	'O' RING SET	(2+2 pcs. /1 pk.)
5-2	06610023	STOPPER	
7	03064082	FLUID NEEDLE GUIDE	
8	03102081	FLUID ADJ. KNOB	
9	03069081	FLUID NEEDLE SPRING	
13	93160002	AIR NIPPLE	
14	03907900	AIR ADJ. SET	
15	03842240	E STOPPER SET	(2 pcs./1 pk.)
16	03167041	TRIGGER STUD	
17	03162900	TRIGGER	
18	03088050	AIR VALVE SPRING	
19	03081900	AIR VALVE	
20	03930900	AIR VALVE SEAT SET	
20-1	03086082	AIR VALVE PACKING SEAT	
20-2	03909101	AIR VALVE PACKING SET	(2 pcs./1 pk.)
20-3	03083901	AIR VALVE SEAT	
21	03161901	FLUID NIPPLE	

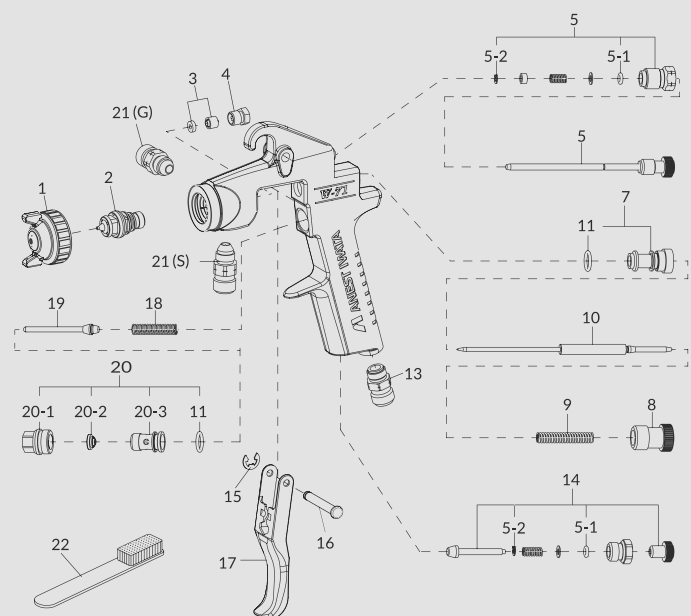
REF.	CODE	DESCRIPTION	QTY.
22	W2COM6163	BRUSHES	(5 pcs./1 pk.)
	14018200	PC 12 SUCTION CONTAINER 1 litre	
	14018000	PC 1 SUCTION CONTAINER 1 litre	
	14018020	PC 1 S SUCTION CONTAINER 1 litre	
	14018661	PCL 7B 3 SUCTION CONTAINER 700 ml	
	14018621	PCL 10 B3 SUCTION CONTAINER 1 litre	



W-71 SPARE PARTS

REF.	CODE	DESCRIPTION	QTY.
1	see left	AIR CAP SET	
2+10	see left	FLUID NOZZLE + NEEDLE SET	
3	03906110	NEEDLE PACKING SET	
4	03067082	NEEDLE PACKING SEAT	
5	93909080S	PATTERN ADJUSTING SET	
5-1/11	03906100	'O' RING SET	(2+2 pcs./1 pk.)
5-2	06610023	STOPPER	
7	93064082	FLUID NEEDLE GUIDE	
8	03102081	FLUID ADJ. KNOB	
9	03069081	FLUID NEEDLE SPRING	
13	03010080	AIR NIPPLE	
14	93907081S	AIR ADJ. SET	
15	03912030	E STOPPER SET	(2 pcs./1 pk.)
16	03167080	TRIGGER STUD	
17	03162080	TRIGGER	
18	93088082S	AIR VALVE SPRING	
19	93081081S	AIR VALVE	
20	93930090S	AIR VALVE SEAT SET	
20-1	03086082	AIR VALVE PACKING SEAT	
20-2	03909101	AIR VALVE PACKING SET	(2 pcs./1 pk.)
20-3	03083082	AIR VALVE SEAT	
21	03161082	FLUID NIPPLE	
22	W2COM6163	BRUSHES (5 pcs./1 pk.)	

CODE	DESCRIPTION
14018040	PC 2 SUCTION CONTAINER 600 ml
14018060	PC 3 SUCTION CONTAINER 400 ml
14018641	PCL 7B 2 SUCTION CONTAINER 700 ml
14018601	PCL 10 B2 SUCTION CONTAINER 1 litre



CUPS & CONTAINERS

GRAVITY CUPS - ORDER INFORMATION

SIDE 200 ml

PC 52 AG

Code: 14018186F

Connection: G1/4" (PF1/4")

Cpty.: 200 ml

Available for: WIDER1,W-71,W-101



SIDE 130 ml

PC 61

Code: 14018190

Connection: G1/4" (PF1/4")

Cpty.: 130 ml

Available for: WIDER1,W-71,W-101



SIDE 250 ml

PC 5

Code: 14018090

Connection: G1/4" (PF1/4")

Cpty.: 250 ml

Available for: WIDER1,W-71,W-101



SIDE 400 ml

PC 4

Code: 14018070

Connection: G3/8" (PF3/8")

Cpty.: 400 ml

Available for: W-77



SIDE 220 ml

PC 51

Code: 14018180

Connection: G1/4" (PF1/4")

Cpty.: 220 ml

Available for: WIDER1,W-71,W-101



SIDE 400 ml

PC 4S

Code: 14018080

Connection: G1/4" (PF1/4")

Cpty.: 400 ml

Available for: WIDER1,W-71,W-101



CODE	DESCRIPTION	CUP MODEL
04001080	LID SET	PC 4 - PC 4S
04001100	LID SET	PC 5
04001191	LID SET	PC 61

PRESSURE CONTAINER - ORDER INFORMATION

1 Liter

PC 19 B

Code: 14018151

Connection: M16x1

Cpty.: 1 litre

Available for: W-2003



1 Liter

PCL 19R

Code: 14018160

Connection: G3/8" (PF3/8")

Cpty.: 1 litre

Available for: W-77



CODE	DESCRIPTION	CUP MODEL
94903170	LID PACKING SET (2 pcs./1pk.)	PC 19B

SUCTION CONTAINER - ORDER INFORMATION

1 Liter

PC 12

Code: 14018200
 Connection: G3/8" (PF3/8")
 Cpty.: 1 litre
 Available for: W-200 INTEGRA,
 W-77,W-200



700 ml

PCL 7B 2

Code: 14018641
 Connection: G1/4" (PF1/4")
 Cpty.: 700 ml
 Available for: WIDER1,W-71,W-101



1 Liter

PC 1

Code: 14018000
 Connection: G3/8" (PF3/8")
 Cpty.: 1 litre
 Available for: W-200 INTEGRA,
 W-77,W-200



700 ml

PCL 7B 3

Code: 14018661
 Connection: G3/8" (PF3/8")
 Cpty.: 700 ml
 Available for: W-200 INTEGRA,
 W-77,W-200



1 Liter

PC 1S

Code: 14018020
 Connection: G1/4" (PF1/4")
 Cpty.: 1 litre
 Available for: WIDER1,W-71,W-101



1 Liter

PCL 10B 2

Code: 14018601
 Connection: G1/4" (PF1/4")
 Cpty.: 1 litre
 Available for: WIDER1,W-71,W-101



600 ml

PC 2

Code: 14018040
 Connection: G1/4" (PF1/4")
 Cpty.: 600 ml
 Available for: WIDER1,W-71,W-101



1 Liter

PCL 10B 3

Code: 14018621
 Connection: G3/8" (PF3/8")
 Cpty.: 1 litre
 Available for: W-200 INTEGRA,
 W-77,W-200



400 ml

PC 3

Code: 14018060
 Connection: G1/4" (PF1/4")
 Cpty.: 400 ml
 Available for: WIDER1,W-71,W-101



CODE	DESCRIPTION	CUP MODEL
04903000	LID	PC 1
04903050	LID	PC 2
04901000	PACKING SET	PC 1 - PC 1S - PC 2
04002200	PACKING	PC 12
94008300	LID PACKING SET	PCL 7B - PCL 10B
04904302	NON DRIP SET	PCL 7B - PCL 10B

ELECTROSTATIC GUNS

E-M15B | E-M10B - Internal Charging System

FOR AUTOMAKERS AND GENERAL INDUSTRY

FEATURES

Fulfills high transfer efficiency with even -40 kV by means of atomizing head to maintain fine finishing and maximize electrostatic effect.

Cascade type high safety feature.

Ergonomically designed trigger and grip supported by feedback from many users.

Low voltage cable with detachable connector for easy maintenance.

Teflon fluid hose which is easy to clean and maintain.



E-M15B WATER BASED AND LOW RESISTANCE PAINT

TECHNICAL DATA	Ø mm	No.	bar	ml/min	Nz/min	mm
E-M15B-13C1X-S1	1.3	C1	ACV12Vpp	DC-40KV	10	510



ORDER INFORMATION

CODE	DESCRIPTION	CONTROLLER	VOLTAGE
14200390	E-M15B ELECTROSTATIC SPRAY GUN		
14208800	CONTROLLER (UK - Plug Model)	E-SC12-EX	AC 200-240V
E-SC12B-EX-FD	E-SC12B-EX-FD CONTROLLER W/GERMAN PLUG	E-SC12-EX-FD	AC 200-240V

E-M10B WATER BASED AND LOW RESISTANCE PAINT



TECHNICAL DATA	Ø mm	No.	bar	ml/min	Nz/min	mm
E-M10B-13C1X	1.3	C1	ACV12Vpp	DC-40KV	10	510

ORDER INFORMATION

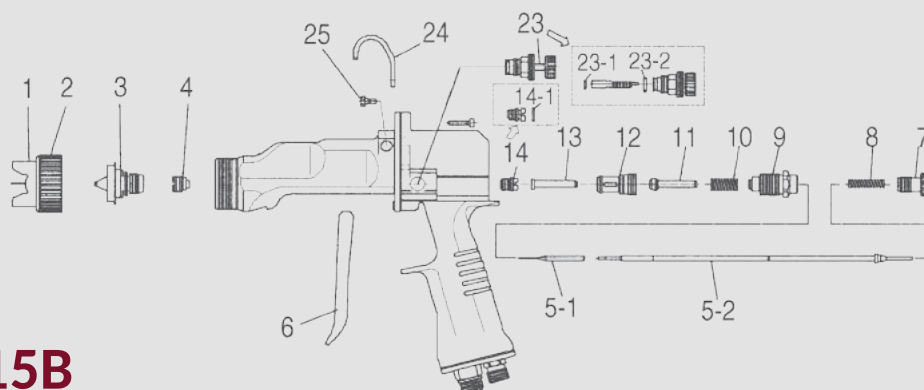
CODE	DESCRIPTION	CONTROLLER	VOLTAGE
14200610	E-M10B-13C1X ELECTROSTATIC SPRAY GUN		
14208800	CONTROLLER (UK - Plug Model)	E-SC12-EX	AC 200-240V
E-SC12B-EX-FD	E-SC12B-EX-FD CONTROLLER W/GERMAN PLUG	E-SC12-EX-FD	AC 200-240V

ELECTROSTATIC CONTROLLER E-SC12-EX | E-SC12-EX-FD

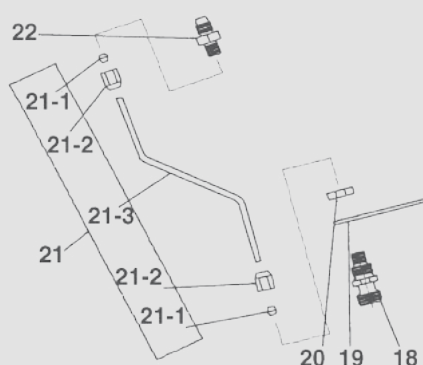
ORDER INFORMATION

CONTROLLER	VOLTAGE
E-SC12-EX	AC 200-240V
E-SC12-EX-FD	AC 200-240V

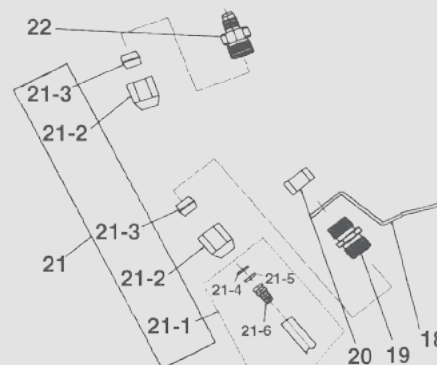




E-M15B



E-M10B



SPARE PARTS

REF.	CODE	DESCRIPTION	E-M15B	E-M10B
1	93683030	AIR CAP SET(2) C1	X	X
2	03675040	CAP COVER	X	X
3	93684030	FLUID NOZZLE (2) ø 1,3 for C1/C5	X	X
4	93801080	NEEDLE PACKING SET	X	X
5-1	93839000	FLUID NEEDLE SET	X	X
5-2	93803080	BAR SET	X	X
6	03680040	TRIGGER	X	X
7	93594532	FLUID ADJ. KNOB	X	X
8	03593530	NEEDLE SPRING	X	X
9	93807080	FLUID ADJ. GUIDE SET	X	X
10	03719530	AIR VALVE SPRING	X	X
11	93580080	AIR VALVE	X	X
12	03843530	AIR VALVE SEAT SET	X	X
12-1	06638008	'O' RING	X	X
13	93581080	AIR VALVE SHAFT	X	X
14	93809080	BAR PACKING SET	X	X
14-1	96997063	'O' RING	X	X
15	96360033	SCREW	X	X
16	96360032	SCREW	X	X
17	14211870	LOW VOLTAGE CABLE 10 m	X	X
18	93680050	FLUID NIPPLE 3/8" M for ø6 fluid tube	X	
18	93513080	L STAY		X
19	93511080	FLUID JOINT STAY	X	
19	93555010	NIPPLE		X

REF.	CODE	DESCRIPTION	E-M15B	E-M10B
20	03687000	NUT	X	
20	93688030	NUT		X
21	93841060	FLUID TUBE SET	X	
21	93843060	ELECTROSTATIC FLUID HOSE SET		X
21-1	96876106	SLEEVE for ø6 fluid tube	X	
21-2	96876520	JOINT NUT for ø6 fluid tube	X	
21-2	06876530	JOINT NUT for E.S fluid HOSE		X
21-3	06876630	SLEEVE for E.S fluid HOSE		X
21-4	06997007	'O' RING		X
21-5	06637694	'O' RING		X
21-6	93686030	HOSE SEAT		X
22	93683050	FLUID JOINT for ø6 fluid tube - ø4.0 orifice	X	
22	93687030	FLUID JOINT		X
23	93810080	PATTERN ADJ. SET	X	X
23-1	06997012	'O' RING	X	X
23-2	96997011	'O' RING	X	X
24	93510080	HOOK	X	X
25	03684010	TRIGGER SCREW	X	X
26	96350316	BOLT	X	X
27	96500304	SPRING WASHER	X	X
28	96382032	NUT	X	X

ELECTROSTATIC GUNS-LOW PRESSURE

INTERCHANGEABLE SPARE PARTS




SPIRAL FLUID HOSE

SPARE PARTS

CODE	INTERCHANGEABLE ACCESSORIES	E-M15B	E-M10B	
93683030	AIR CAP SET (2)	C1 Air cap (Conventional)	X	X
93679030	AIR CAP SET (1)	L1 Air cap (HVLP)	X	X
93569090	AIR CAP SET C5	C5 Air cap	X	X
93684030	FLUID NOZZLE (2)	ø 1,3 nozzle, for C1/C5	X	X
93514080	FLUID NOZZLE (4)	ø 1,5 nozzle, for C1/C5	X	X
93515080	FLUID NOZZLE (6)	ø 1,8 nozzle, for C1/C5	X	X
93674040	FLUID NOZZLE (1)	ø 1,3 nozzle, for L1	X	X
93562090	FLUID NOZZLE (2)-1.1	ø 1,1 chamfered tip nozzle, for C5	X	X
93572090	FLUID NOZZLE (3)-1.3	ø 1,3 chamfered tip nozzle, for C5	X	X
93573090	FLUID NOZZLE (4)-1.5	ø 1,5 chamfered tip nozzle, for C5	X	X
93574090	FLUID NOZZLE (5)-1.8	ø 1,8 chamfered tip nozzle, for C5	X	X
93841060	FLUID TUBE SET	ø 4 x ø 2	-	X
93848010	FLUID TUBE SET	ø 6 x ø 4	-	X
93844010	SPIRAL FLUID TUBE SET	ø 4 x ø 2 for metallic paint 10T	-	X
9E-M15B-X3	SPIRAL FLUID TUBE SET	ø 6 x ø 4 for metallic paint 6 T	-	X
96876004	JOINT NUT	for ø4 fluid tube	-	X
96876520	JOINT NUT	for ø6 fluid tube	-	X
96876104	SLEEVE	for ø4 fluid tube	-	X
96876106	SLEEVE	for ø6 fluid tube	-	X
93685040	FLUID NIPPLE	3/8" M - for ø4 fluid tube	-	X
93681050	FLUID NIPPLE	1/4" M - for ø4 fluid tube	-	X
93680050	FLUID NIPPLE	3/8" M - for ø6 fluid tube	-	X
93682050	FLUID NIPPLE	1/4" M - for ø6 fluid tube	-	X
93686000	FLUID JOINT	for ø4 fluid tube - ø 2 orifice	-	X
93681010	FLUID JOINT	for ø4 fluid tube - ø 0,8 orifice	-	X
93683050	FLUID JOINT	for ø6 fluid tube - ø 4 orifice	-	X
93594532	FLUID ADJ. KNOB	Adjustable	X	X
93810080	PATTERN ADJ. SET	Adjustable	X	X
93601080	LOCKABLE FLUID ADJ. SET	Lockable	X	X
14211870	LOW VOLTAGE CABLE	10 m	X	X
14211880	LOW VOLTAGE CABLE	15 m	X	X
14211890	LOW VOLTAGE CABLE	20 m	X	X

2







LOW PRESSURE
AUTOMATIC
SPRAY GUNS



AUTOMATIC GUNS

WA-200 | WA-101 | LPA-200 - General Purpose

WA-200 WB WATER BASED AUTOMATIC SPRAY GUN

TECHNICAL DATA	 Ø mm	 No.	 bar	 ml/min	 NL/min	 mm
WA-200 WB-081P	0.8	WB1	1.6	200	340	360
WA-200 WB-101P	1.0			250		
WA-200 WB-121P	1.2			300		
WA-200 WB-141P	1.4					
WA-200 WB-161P	1.6					




• Air Nipple: G1/4" • Fluid Nipple: G1/4"

WA-200 WB Series







ORDER INFORMATION

WA-200 WB	Ø 0,8	Ø 1,0	Ø 1,2	Ø 1,4	Ø 1,6
AUTOMATIC SPRAY GUN	13650900	13650910	13650920	13650930	13650940
FLUID NOZZLE + NEEDLE SET	93660620	93661620	93662620	93663620	93664620
AIR CAP SET - WB1	93609620				

SPLIT NOZZLE™
PRE-ATOMIZATION
TECHNOLOGY



WA-200 AUTOMATIC SPRAY GUN

TECHNICAL DATA	 Ø mm	 No.	 bar	 ml/min	 NL/min	 mm
WA-200 - 064P	0.6	LV2	2.0	255	270	280
WA-200 - 084P	0.8					
WA-200 - 104P	1.0					
WA-200 - 124P	1.2					
WA-200 - 154P	1.5					
WA-200 - 082P	0.8	G2P	3.0	500	530	400
WA-200 - 102P	1.0					
WA-200 - 122P	1.2					
WA-200 - 152P	1.5					
WA-200 - 202P	2.0					
WA-200 - 251P	2.5	W1		500	360	330

• Air Nipple: G1/4" • Fluid Nipple: G1/4"



ORDER INFORMATION

WA-200 (LV2) Series	Ø 0,6	Ø 0,8	Ø 1,0	Ø 1,2	Ø 1,5	
AUTOMATIC SPRAY GUN	WA-200-S10	13650300	13650310	13650320	13650330	
FLUID NOZZLE + NEEDLE SET	9WA-200-S10-101	93853620	93855620	93820620	93821620	
AIR CAP SET - LV2	93830610B					
WA-200 Series	Ø 0,8	Ø 1,0	Ø 1,2	Ø 1,5	Ø 2,0	Ø 2,5
AUTOMATIC SPRAY GUN	13650400	13650410	13650420	13650430	13650440	13650450
FLUID NOZZLE + NEEDLE SET	93853620	93855620	93820620	93821620	93822620	93824620
AIR CAP SET	G2P 93818610B			K2 93816610B	R2 93814610B	W1 93813610B
WA-200 Fluid needle in hardened Steel	Ø 0,6	Ø 0,8	Ø 1,0	Ø 1,2		
FLUID NOZZLE + NEEDLE SET	WA-200-X10	WA-200-X11	WA-200-X12	WA-200-X13		



LOW PRESSURE



GENERAL PURPOSE

WA-200 FT AUTOMATIC SPRAY GUN WITH FLAT PATTERN

FLAT and THIN
with FLAT PATTERN



TECHNICAL DATA	Ø mm	No.	bar	m ³ /min	N ₂ /min	mm
WA-200-066P FT	0.6	FT6	1.8	80	170	140
WA-200-086P FT	0.8			100	185	150
WA-200-106P FT	1.0			120	200	160
WA-200-126P FT	1.2			140	220	180

• Air Nipple: G1/4" • Fluid Nipple: G1/4"

ORDER INFORMATION

WA-200 FT	Ø 0,6	Ø 0,8	Ø 1,0	Ø 1,2
AUTOMATIC SPRAY GUN	13650360	13650370	13650380	13650390
FLUID NOZZLE + NEEDLE SET	93567620	93568620	93569620	93582620
AIR CAP SET - FT6	93566620B			

WA-200 ZP AUTOMATIC SPRAY GUN FOR ABRASIVE PAINTS

TECHNICAL DATA	Ø mm	No.	bar	m ³ /min	N ₂ /min	mm
WA-200-151 ZP	1.5	R1Z	3.5	760	500	370
WA-200-201 ZP	2.0					
WA-200-201 ZP	2.5					



• Air Nipple: G1/4" • Fluid Nipple: G1/4"

ORDER INFORMATION

WA-200 ZP	Ø 1,5	Ø 2,0	Ø 2,5
AUTOMATIC SPRAY GUN	13650520	13650500	13650510
FLUID NOZZLE + NEEDLE SET	WA-200-X2	93836620	93838620
AIR CAP SET - R1Z	93871611		

WA-101 & WA-101 R WITH ROUND PATTERN



TECHNICAL DATA	Ø mm	No.	bar	m ³ /min	N ₂ /min	mm
WA-101-082P	0.8	E2P	3.0	150	270	190
WA-101-102P	1.0			200		220
WA-101-101P	1.0	E1		100	90	140
WA-101-132P	1.3	H2		250	260	230
WA-101R-05P	0.5	RP		20	40	35

• Air Nipple: G1/4" • Fluid Nipple: G1/4"







ORDER INFORMATION

WA-101	Ø 0,8	Ø 1,0 (102P)	Ø 1,0 (101P)	Ø 1,3	Ø 0,5 RP
AUTOMATIC SPRAY GUN	13610001	13610011	13610031	13610021	13610301
FLUID NOZZLE + NEEDLE SET	93811621	93808621		93813621	93816621
AIR CAP SET E2P	93704610		-	-	-
AIR CAP SET E1	-	-	93689610	-	-
AIR CAP SET RP	-	-	-	-	93815622
AIR CAP SET H2	-	-	-	93696610	-

AUTOMATIC GUNS

LPA-200-General Purpose

LPA-200 AUTOMATIC SPRAY GUN

TECHNICAL DATA	 Ø mm	 No.	 bar	 ml/min	 NL/min	 mm
LPA-200-122P	1.2	G2	2.0	500	500	300
LPA-200-S512P				250	560	250



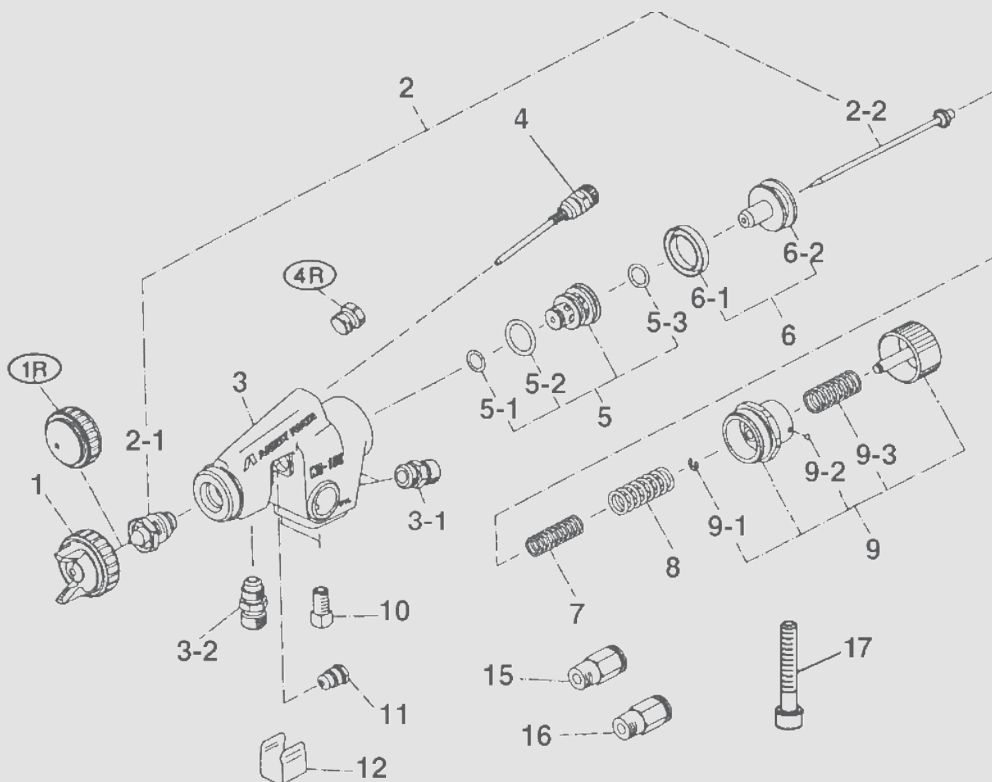
• Air Nipple: G1/4" • Fluid Nipple: G3/8"

LPA-200 Series



ORDER INFORMATION

LPA-200	Ø 1,2	Ø 1,2
LPA-200-122 P AUTOMATIC SPRAY GUN	13187000	13187004
FLUID NOZZLE + NEEDLE SET	93826620	
LPA-200-S5-12 P AUTOMATIC SPRAY GUN	-	13187070
FLUID NOZZLE + NEEDLE SET	-	93638570
AIR CAP SET	G2 93822601	G4 93854580B



WA-200
WA-101
LPA-200
Exploded
view



LOW PRESSURE



WA-200 | WA-101 | LPA-200 SPARE PARTS






GENERAL PURPOSE

REF.	CODE	DESCRIPTION	SIZE	E-WA-101	LPA-200	WA-200
1		AIR CAP SET		X	X	X
2		NOZZLE + NEEDLE SET		X	X	X
2-2	93644620	SPECIAL NEEDLE with TIP in Delrin	ø 0,8; 1,0; 1,2	---	---	X
	W-200-X17-1	NEEDLE TIP in Delrin	ø 0,8; 1,0; 1,2	---	---	X
2-2	93645620	SPECIAL NEEDLE with TIP in Delrin	ø 1,5	---	---	X
	93608600	NEEDLE TIP in Delrin	ø 1,5	---	---	X
3-1	03502620	AIR NIPPLE	G 1/4"	X	X	X
3-2	03515600S	SPECIAL FLUID NIPPLE (AISI 303)	G 1/4" Special	X	X	X
3-2	03584530	FLUID NIPPLE	G 1/4"	X	---	X
3-2	03515600	FLUID NIPPLE	G 3/8"	---	X	ZP
4	93801621	SPREAD ADJ. SET		X	---	---
4	93812640	PATTERN ADJ. SET for Remote Control		X	X	X
4	93812621	PATTERN ADJ. SET		---	X	X
4R	93625370	BLANK SCREW		X	---	---
5	03805620	AIR VALVE SEAT SET		X	X	X
5-1;5-2; 5-3	03849620	'O' RING SET		X	X	X
6-1	93903441	PISTON PACKING SET	(2 pcs./1 pk.)	X	X	X
6-2	03511580	PISTON		X	X	X
7	03514580	NEEDLE SPRING		X	X	X
8	03513580	PISTON SPRING		X	X	X
9	93508680	FLUID ADJUSTMENT SET		X	X	X
9-1	03912030	E STOPPER	(2 pcs./1 pk.)	X	X	X
9-2	03914730	BALL	(2 pcs./1 pk.)	X	X	X
9-3	03104420	FLUID ADJ. SPRING		X	X	X
10	03811580	BOLT SET		X	X	X
11	03810620	NEEDLE PACKING SET		X	X	X
12	93522581	COVER		X	X	X
15	06801162	HALF UNION ø 6 mm		X	X	X
16	06801182	HALF UNION ø 8 mm		X	X	X
17	96265574	BOLT SET		----	---	ZP
	93834580	AIR VALVE SEAT AXIS TOOL		X	X	X
	03576530	AIR CAP "L" PACKING BLACK		X	X	---
	03708240	AIR CAP PACKING - white		---	---	X
	03512600	AIR CAP L PACKING - black		---	X	X
	03810621M	NEEDLE PACKING FOR UV		X	X	X
	93858620	FLUID ADJ. KNOB (Single Step Form)		X	X	---
	W2COM6163	BRUSHES	(5 pcs./ 1pk.)	X	X	X
	930171A0	UNIVERSAL SPANNER		X	X	X


AUTOMATIC GUNS

WA-1218 | WA-0915 | WA-0609 - Special Purpose

EXTENSION NOZZLE GUNS

TECHNICAL DATA	 Ø mm	 bar	 mL/min	 NL/min	 mm
WA-1218 with Extension Nozzle (180 mm ø 12 mm)					
WA-1218	0.6	3.0	17	73	48
WA-0915 with Extension Nozzle (150 mm ø 09 mm)					
WA-0915	0.5	3.0	9	55	36
WA-0609 with Extension Nozzle (90 mm ø 05 mm)					
WA-0609	0.5	3.0	6	48	32

• Air Nipple: G1/4" • Fluid Nipple: G1/4"



ORDER INFORMATION

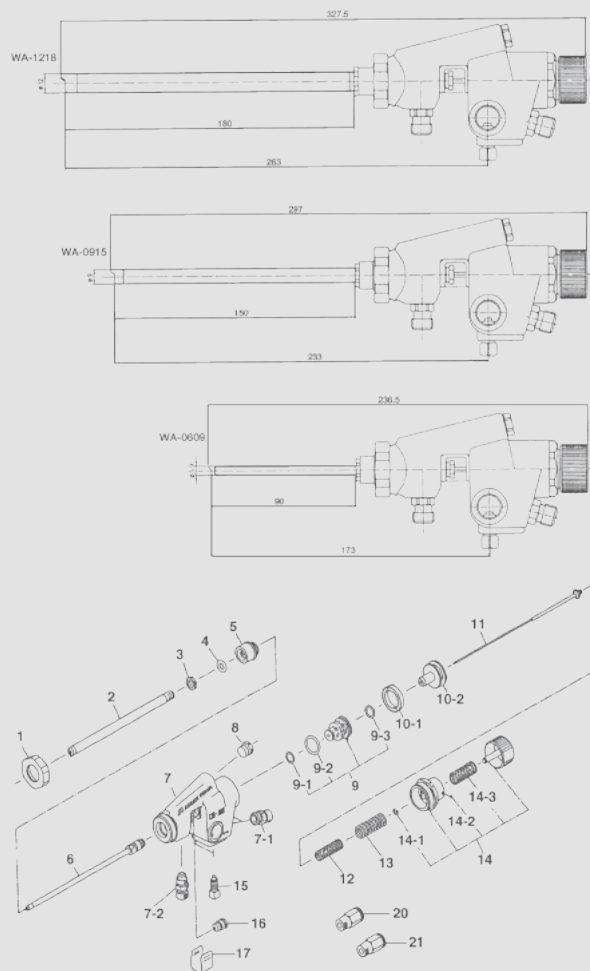
MODELS	WA-1218	WA-0915	WA-0609	REF.
	ø 0,6	ø 0,5	ø 0,5	
AUTOMATIC SPRAY GUN	13611000	13611010	13611020	
AIR PIPE SET	93839620	93842620	93845620	2
FLUID PIPE SET	93840620	93843620	93846620	6
FLUID NEEDLE SET	93841620	-	93847620	11
FLUID NEEDLE SET	-	93844620	-	11

MODEL	Pipe Length mm	Pipe Diameter mm
WA-1218	180	12
WA-0915	150	09
WA-0609	90	05

SPARE PARTS

REF.	CODE	DESCRIPTION	
1	03850620	COVER	
3	03543620	HEX. NUT	WA 0915
3	03550620	HEX. NUT	WA 0609
3	03535620	HEX. NUT	WA 1218
4	06637609	'O' RING	WA 0915
4	06637696	'O' RING	WA 0609
4	06637612	'O' RING	WA 1218
5	03545620	AIR PIPE SEAT	WA 0915
5	03552620	AIR PIPE SEAT	WA 0609
5	03538620	AIR PIPE SEAT	WA 1218
7-1	03502620	AIR NIPPLE	G 1/4"
7-2	03584530	FLUID NIPPLE	G 1/4" - 1/4"
7-2	03515600S	SPECIAL FLUID NIPPLE (AISI 303)	G 1/4" - G 3/8"
8	93625370	BLANK SCREW	
9	03805620	AIR VALVE SEAT SET	
9-1, 9-2, 9-3	03849620	'O' RING SET	
10-1	93903441	PISTON PACKING SET	(2 pcs./1 pk.)
10-2	03511580	PISTON	
12	03514580	NEEDLE SPRING	
13	03513580	PISTON SPRING	
14	93508680	FLUID ADJUSTMENT SET	
14-1	03912030	E STOPPER	(2 pcs./1 pk.)
14-2	03914730	BALL	(2 pcs./1 pk.)
14-3	03104420	FLUID ADJ. SPRING	
15	03811580	BOLT SET	
16	03810620	NEEDLE PACKING SET	
17	93522581	COVER	
	W2COM6163	BRUSHES	(5 pcs./1 pk.)
20	06801162	HALF UNION ø INNER 6 mm	
21	06801182	HALF UNION ø INNER 8 mm	
	93834580	AIR VALVE SEAT AXIS TOOL	

Dimensions:



LOW PRESSURE



SPECIAL APPLICATION

TOF-50 | TOF-50R For mold release agents

FEATURES

COMPACT MOLD RELEASE AGENT SPRAY GUN

Available in two versions with Flat Pattern & Round Pattern

Easy handling due to the position of air & fluid joints at the bottom of grip

Fluid adjustment and Pattern adjustment with locking mechanism.

Aluminium forged body with Anodized treatment anti-corrosion and pearskin (sandy) surface for release agent slippery.



TOF-50 Flat Pattern

HANGER HOOK

Optional fixable on both side of the gun



TECHNICAL DATA	Ø mm	No.	bar	m ³ /min	N ₂ /min	mm
TOF-50 with FLAT PATTERN						
TOF-50-022P	0.2	E2	1.0	20	50	120
TOF-50-032P	0.3			50		140
TOF-50-042P	0.4			130		150
TOF-50-062P	0.6			180		
TOF-50-082P	0.8			220		
TOF-50-102P	1.0			280		180
TOF-50-122P	1.2	350				
TOF-50-142P	1.4	E5	1.5	500	65	230
TOF-50R with ROUND PATTERN						
TOF-50R-022P	0.2	1	0.5	20	20	40
TOF-50R-032P	0.3		1.0	50	30	70
TOF-50R-042P	0.4		130	40		
TOF-50R-062P	0.6	1.5	180	50	80	
TOF-50R-082P	0.8	2.0	220	75		
TOF-50R-102P	1.0	2.5	280	500	75	80
TOF-50R-122P	1.2	2	3.5	350	75	80
TOF-50R-142P	1.4		500			

Connection hose: Outside ø 6 mm - Inside ø 4 mm



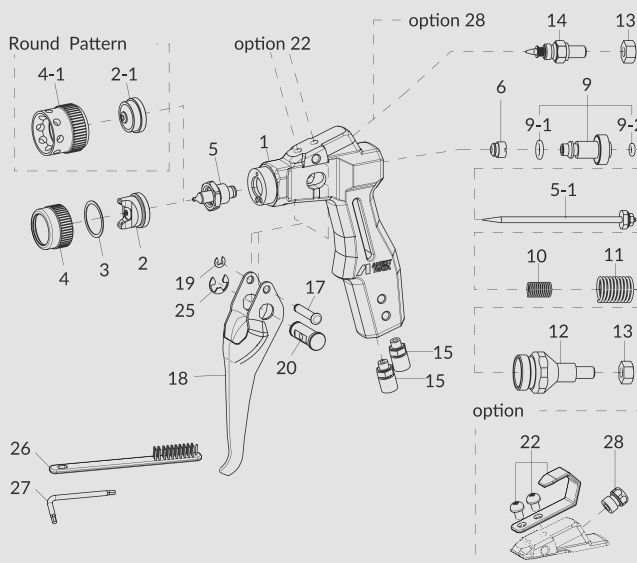
ORDER INFORMATION

TOF-50 Series	ø 0,2	ø 0,3	ø 0,4	ø 0,6	ø 0,8	ø 1,0	ø 1,2	ø 1,4	
TOF-50 FLAT PATTERN	13608920	13608940	13608880	13608860	13608960	13608980	13609000	13609120	
TOF-50R ROUND PATTERN	13609040	13609050	13609060	13609070	13609080	13609090	13609100	13609110	
FLUID NOZZLE+NEEDLE SET	93030930	93031220	93030820	93030780	93030990	93031040	93031120	93031170	
AIR CAP SET - TPF-50								93557600	93021960
AIR CAP SET - TOF-50R								93030380	93021970

SPARE PARTS

REF.	CODE	DESCRIPTION
2		AIR CAP SET
2-1		AIR CAP SET (Round Pattern)
5 + 5-1		NOZZLE + NEEDLE SET
3	03558600	PACKING
4	03559600	COVER
4-1	93030370	CAP GUARD
6	93030411	NEEDLE PACKING SET
9	93030800	PISTON ASSY
9-1	96997086	'O' RING
9-2	96997085	'O' RING
10	93030630	FLUID NEEDLE SPRING
11	93030640	PISTON SPRING
12	93030810	FLUID ADJ. ASSY
13	96361061	HEXAGON NUT
14	93030710	PATTERN ADJ. SET
15	9MS-5H-6	HOSE NIPPLE
17	93030660	TRIGGER STUD
18	93030651	TRIGGER
19	96612025	E STOPPER
20	93030591	PUSHING BAR
25	96612050	E STOPPER
26	W2COM6163	BRUSHES (5 pcs./1 pk.)







REF.	CODE	DESCRIPTION
27	96991305	HEXAGON WRENCH
22 Opt.	93018920	HOOK SET
28 Opt.	93027880	PLUG



AUTOMATIC GUNS

WRA-101 S9 | WRA-101 S9N | WRA-200

WRA-101 S9 AUTOMATIC SPRAY GUN SERIES

TECHNICAL DATA	 Ø mm	 No.	 bar	 ml/min	 NL/min	 mm
WRA-101-S9-04P	0.4	E2	1.1	20	150	35
WRA-101-S9-06P	0.6					70
WRA-101-S9-10P	1.0					100

• Air Nipple: Rc 1/4" • Fluid Nipple: Rc 1/4"



WRA-101 S9
with **Microgauge**










ORDER INFORMATION - WRA-101-S9N with Microgauge

WRA-101-S9 with Microgauge	Ø 0,4	Ø 0,6	Ø 1,0	REF.
AUTOMATIC SPRAY GUN	13060071	13060081	13060091	
FLUID NOZZLE + NEEDLE SET	93506670	93507670	93508670	2
AIR CAP SET - E2	93557600			1

WRA-101 S9N AUTOMATIC SPRAY GUN SERIES

without **Microgauge**









TECHNICAL DATA	 Ø mm	 No.	 bar	 ml/min	 NL/min	 mm
WRA-101-S9N-04P	0.4	E2	1.1	20	150	35
WRA-101-S9N-06P	0.6					70
WRA-101-S9N-10P	1.0					100

• Air Nipple: Rc 1/4" • Fluid Nipple: Rc 1/4"


ORDER INFORMATION - WRA-101-S9N without Microgauge

WRA-101-S9N without Microgauge	Ø 0,4	Ø 0,6	Ø 1,0	REF.
AUTOMATIC SPRAY GUN	13060120	13060130	13060140	
FLUID NOZZLE + NEEDLE SET	93506670	93507670	93508670	2
AIR CAP SET - E2	93557600			1

WRA-200 AUTOMATIC SPRAY GUN SERIES

TECHNICAL DATA	 Ø mm	 No.	 bar	 ml/min	 NL/min	 mm
WRA-200-S8	1.2	LV2	2.4	500	530	400
WRA-200-S17-08P	0.8	WB1	1.5	150	420	200
WRA-200-S17-10P	1.0			200		240
ERA-200-S17-12P	1.2			250		260

• Air Nipple: Rc 1/8" • Fluid Nipple: Rc 1/8"



WRA-200 S8
Standard version

WRA-200 S17 WB
for **Water Based Paint**

ORDER INFORMATION

WRA-200 S17 WB for Water Based Paint

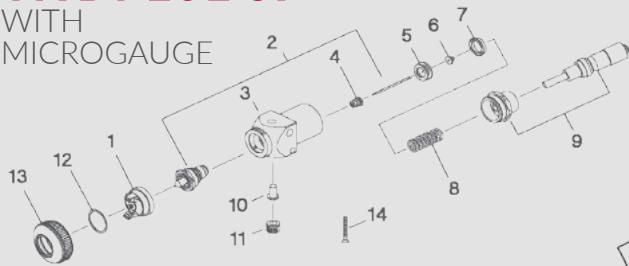
WRA-200-S17 WB	Ø 0,8	Ø 1,0	Ø 1,2	REF.
AUTOMATIC SPRAY GUN	13060350	13060360	13060370	
FLUID NOZZLE + NEEDLE SET	93893620	93894620	93895620	2
AIR CAP SET - WB1	93609620			1
WRA-200-S17 WB	Ø 1,4	Ø 1,6	-	REF.
FLUID NOZZLE + NEEDLE SET	93665620	93666620	-	2
AIR CAP SET - WB1	93609620			1

ORDER INFORMATION - WRA-200 S8

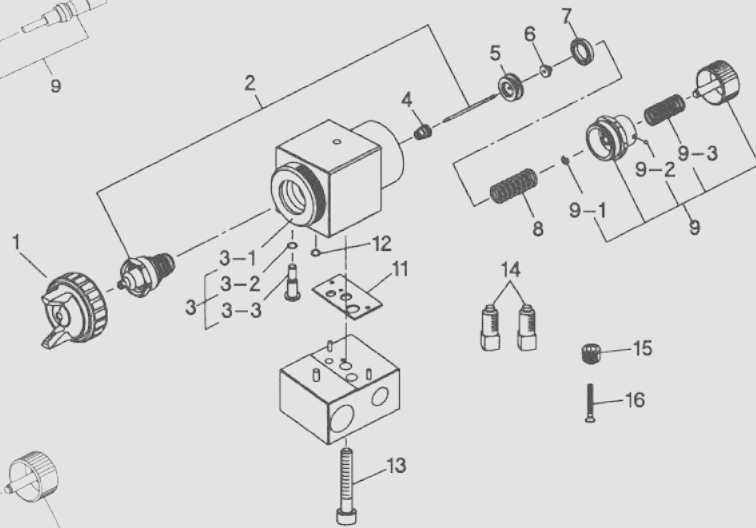
WRA-200 S8	REF.	Ø 1,2
AUTOMATIC SPRAY GUN		13060170
FLUID NOZZLE + NEEDLE SET	2	93834620
AIR CAP SET - G2	1	93822601
AIR CAP SET - LV2	1	93830610B
AIR CAP SET - G2P	1	93818610B

WRA-101 S9

WITH MICROGAUGE

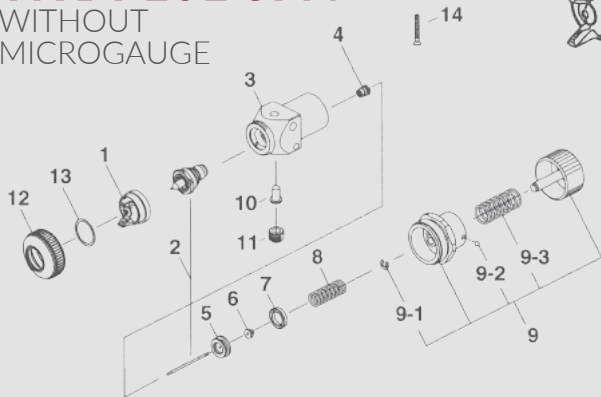


WRA-200



WRA-101 S9N

WITHOUT MICROGAUGE



SPARE PARTS

REF.	CODE	DESCRIPTION	WRA-101-S9	WRA-101-S9N	WRA-200
3-2	96996121	'O' RING	-	-	X
3-3	93570630	PLUG	-	-	X
4	03847580	NEEDLE PACKING SET	X	X	X
4	03847581M	NEEDLE PACKING SET FOR UV	X	X	X
5	03629570	PISTON	X	X	X
6	03455230	NUT	X	X	X
7	93903441	PISTON PACKING SET (2 pcs./1 pk.)	X	X	X
8	04003880	PISTON SPRING	X	X	X
8	WRA-200-S3-1B	PISTON SPRING (SPECIAL)	X	X	-
9	93562620	(S9) FLUID ADJUSTMENT SET WITH MICROGAUGE	X	-	-
9	93508680	(S9N) FLUID ADJUSTMENT SET	-	X	X
9-1	03912030	E STOPPER (2 pcs./1 pk.)	-	X	X
9-2	03914730	BALL (2 pcs./1 pk.)	-	X	X
9-3	03104420	FLUID ADJ. SPRING	-	X	X
10	03526620	PLUG	X	X	-
11	06990440	PLUG WITH HEXAGON HOLE	X	X	-
11	9ANGE-200-9	MANIFOLD PACKING	-	-	X
12	96996122	'O' RING	-	-	X
12	9WA-100-S3B-44	COVER	X	X	-
13	03558600	PACKING	X	X	-
13	06350635	SCREW WITH HEX. HOLE	-	-	X
14	06172529	SCREW	X	X	-
14	03811580	FIXING BOLT SET	-	-	X
15	06990440	PLUG	-	-	X
16	06172529	SCREW	-	-	X

AUTOMATIC GUNS

WA-M220 Series Robot Application

Premium Quality Automatic Spray Gun equipped with the exclusive Split Nozzle™ Technology. High air atomization thanks to the latest air caps developed by ANEST IWATA. Capable to spraying the most difficult water-based and solvent-based materials with reduced overspray. Significant reduction in downtime, thanks to the quick disconnection and connection system. Ideal to be installed in different application lines such as: special machines, rotary machines and robotics and other automatic installations. Available with small atomizer.



WA-M220
with **Manifold**



WA-M220 L
with **Manifold**
and **Small Atomizer**



TECHNICAL DATA	Ø mm	No.	bar	ml/min	Nl/min	mm
WA-M220 with STANDARD VERSION (without MANIFOLD)						
WA-M220	0.4 - 0.6 - 0.8 - 1.0 - 1.2	LV2	2.4	100	360	155
WA-M220	0.4 - 0.6 - 0.8 - 1.0 - 1.2 1.5 - 1.6	G2P		500		530
WA-M220 WB WATER BASED VERSION (without MANIFOLD)						
WA-M220 WB-081	0.8	WB1	1.5	200	340	300
WA-M220 WB-101	1.0			250		320
WA-M220 WB-121	1.2			300		330
WA-M220 WB-141	1.4			340		340
WA-M220 WB-161	1.6			350		350

• Air & Fluid Manifold Connection: Rc 1/8"

TECHNICAL DATA	Ø mm	No.	bar	ml/min	Nl/min	mm
WA-M220 L with SMALL SIZED ATOMIZER (without MANIFOLD)						
WA-M220-L044	0.4	E4	0.8	10	60	55
WA-M220-L064	0.6			30		80
WA-M220-L084	0.8			45		100
WA-M220-L104	1.0			60		130
WA-M220-L124	1.2			75		140

• Air & Fluid Manifold Connection: Rc 1/8"

ORDER INFORMATION - WA-M220 Series without Manifold

WA-M220	Ø 0,4	Ø 0,6	Ø 0,8	Ø 1,0	Ø 1,2	Ø 1,5	Ø 1,6	REF.
WA-M220 (LV2) without MANIFOLD	13640320	13640330	13640060	13640070	13640080	-	-	-
WA-M220 (G2P) without MANIFOLD	13640360	13640370	13640010	13640020	13640000	13640340	13640350	
FLUID NOZZLE + NEEDLE SET	93006850	93006860	93006660	93006670	93006650	93006680	93006870	2
AIR CAP SET - LV2	93006500					-	-	1
AIR CAP SET - G2P	93006460							1
WA-M220 WB	Ø 0,8	Ø 1,0	Ø 1,2	Ø 1,4	Ø 1,6	-	-	REF.
WA-M220 WB without MANIFOLD	13640400	13640410	13640420	13640430	13640440	-	-	
FLUID NOZZLE + NEEDLE SET	93006750	93006760	93006770	93006780	93006790	-	-	2
AIR CAP SET - WB1	93006520					-	-	1
WA-M220 L	Ø 0,4	Ø 0,6	Ø 0,8	Ø 1,0	Ø 1,2	-	-	REF.
WA-M220 L without MANIFOLD	13640551	13640561	13640571	13640581	13640591	-	-	
FLUID NOZZLE + NEEDLE SET	93984890	93984900	93984910	93984920	93984930	-	-	2
AIR CAP SET - E4	93662600					-	-	1
AIR CAP CONVERSION KIT with Small Sized Atomizer for WA-M 220L	Ø 0,4	Ø 0,6	Ø 0,8	Ø 1,0	Ø 1,2	REF.		
	93984830	93984840	93984850	93984860	93984870	21+21-1+1+2		




LOW PRESSURE



ROBOT APPLICATION

EASY TO MAINTAIN

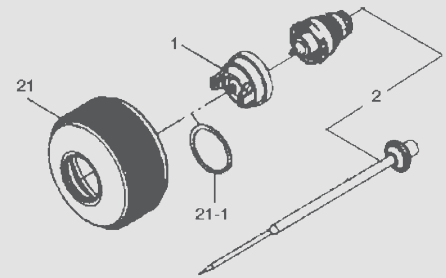
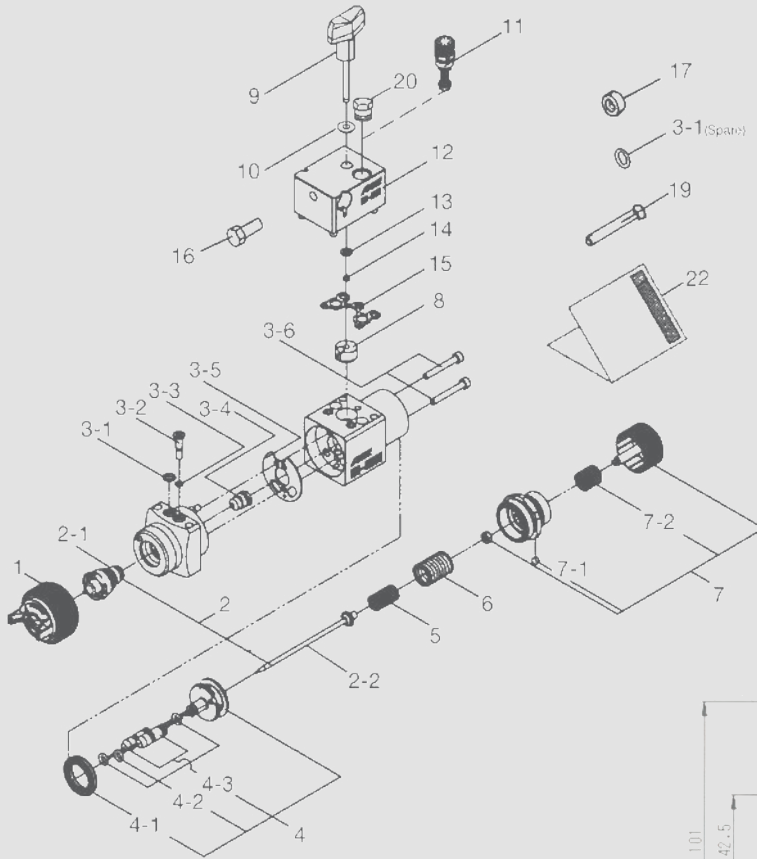
- Simple quick disassembling from manifold
- Fluid needle and air piston disassembled from rear of spray gun
- Needle packing with automating compensation of wearing
- Smooth stainless steel fluid passages to comply with all water based materials



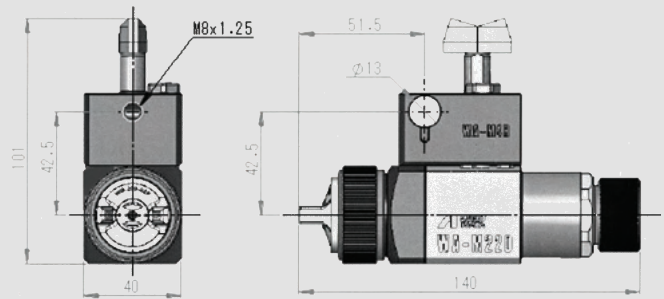
EASY TO USE

- No need to use solenoid valve: atomization & fan air close together with air piston
- Quick air cap disassembly
- Index (90°- 180°) air cap
- 16 position fluid needle adjustment

SMALL ATOMIZER WA-M220L



DIMENSION



SPARE PARTS



REF.	CODE	DESCRIPTION	
21	93984880	AIR CAP COVER SET	WA-M220L
21-1	03512600	AIR CAP PACKING	WA-M220L
	13640800	MANIFOLD UNIT SET	
3-1	96996122	'O' RING	(for fluid block)
3-2	93570630	PLUG	
3-3	96996121	'O' RING	(for plug)
3-4	03810620	NEEDLE PACKING SET	
3-5	93008640	SPRAY GUN UNIT SEAL	
3-6	96365043	HEX SOCKET HEAD BOLT	
4	93008650	PISTON SET	
4-1	93903441	PISTON PACKING SET	(2 pcs./1 pk.)
4-2	96631005	'O' RING	
4-3	93008670	AIR VALVE	
5	03514580	NEEDLE SPRING	
6	03513580	PISTON SPRING	

REF.	CODE	DESCRIPTION	
7	93565630	FLUID ADJUSTMENT SET	
7-1	96666015	BALL	
7-2	03104420	FLUID ADJUSTMENT SPRING	
8	93010400	FILLER NUT BLOCK	
9	03009680	WING BOLT SET	
10	03009690	WASHER	
11	03009620	PATTERN ADJ. SET	
13	03009580	TURN SHAFT WASHER	
14	W3COM2051	RETAINING RING	
15	03009640	MANIFOLD SEAL	
16	W2COM6056	HEX. BOLT M8x10 INOX	
17	W2COM6057	PLUG RC1/8" INOX	
19	06172529	SCREW	
20	93625370	HEX. PLUG	

AUTOMATIC GUNS

TOF-5B | TOF-5RB | TOF-6B | TOF-6RB

SPECIAL PURPOSE

The automatic mini-atomizers TOF Series have been designed to atomize liquids such as water, oil, ink, adhesives and other chemicals. The low overspray and the soft yet perfectly controllable fan pattern of this series make it possible to apply thinnest release agent films. This series is available with different options, with Standard or Round Patterns models, and with 2-ways or 3-ways versions.

TOF-5B & TOF-5RB
Simplified Model - 2-ways

TOF-6B & TOF-6RB
Standard Model 3-ways



TOF-5RB & TOF-6RB
With Round Pattern

TECHNICAL DATA	Ø mm	No.	ml/min	FAN		ROUND	
				Nl/min	Nl/min	mm	mm
TOF-5B/5RB TOF-6B/6RB	0.5	05	60	60	40	200	50
TOF-5B/5RB TOF-6B/6RB	1.0	10	250	80	50	250	70
TOF-5B/5RB TOF-6B/6RB	1.3	13	360	100	55	350	80
TOF-5B/5RB TOF-6B/6RB	2.0	20	600	140	85	400	90

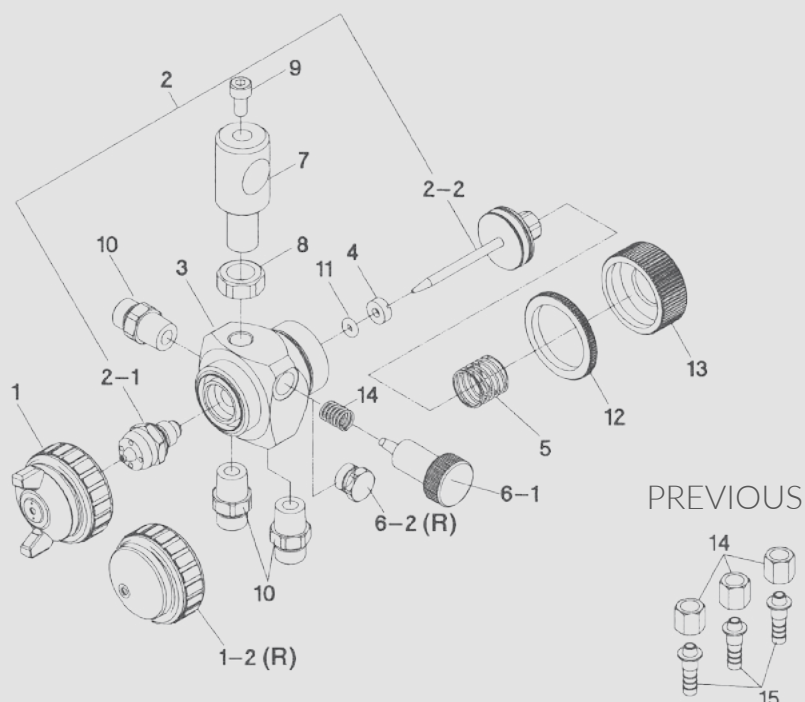
Air nipple: G 1/8" | Fluid nipple: G 1/8"

ORDER INFORMATION - TOF-5B | TOF-5RB | TOF-6B | TOF-6RB

MODELS	Ø 0,5	Ø 1,0	Ø 1,3	Ø 2,0	REF.
TOF-5B AUTOMATIC SPRAY GUN	13608501	13608511	13608521	13608531	
TOF-5RB AUTOMATIC SPRAY GUN	13608601	13608611	13608621	13608631	
TOF-6B AUTOMATIC SPRAY GUN	13608551	13608561	13608571	13608581	
TOF-6RB AUTOMATIC SPRAY GUN	13608651	13608661	13608671	13608681	
NOZZLE + PISTON SET	93002800	93002710	93002600	93002750	2
AIR CAP SET TOF-5B/6B	93031982	93038982	93001982	93047982	1
AIR CAP SET TOF-5RB/6RB	93061982	93063982	93055982	93065982	1-2

SPARE PARTS

REF.	CODE	DESCRIPTION
4	93015980	O-RING SEAT
5	93195980	PISTON SPRING
6-1	93002650	PATTERN ADJ. SET
6-2	93057980	PLUG
7	93002671	HOLDER
8	03213981	HEXAGON NUT
9	96350612	BOLT
10	93023980	NIPPLE
11	96997085	O-RING
12	93024980	JAM NUT
13	93002680	FLUID ADJ. KNOB
14	93002660	SPRING
SPARE PARTS of PREVIOUS VERSION		
6-1	93016980	PATTERN ADJUSTMENT SET
14	93028980	NUT
15	93030980	JOINT



SGA-3 Special Purpose

MINI ATOMIZER SPECIFICS for LIQUIDS

The automatic mini-atomizer SGA-3 for intermittent coating, has been designed to apply mold-release agent for metal mold castings and for applying mold-wash, anti-spatter agent, water, oil, paint, air-refresher and lubricant.

TECHNICAL DATA	Ø mm	No.	bar	ml/min	Nl/min	mm
SGA-3	1.0	E1	2.5	95	80	250

Air nipple: G 1/4" | Fluid nipple: G 1/4"



KNURLING Air Cap Design

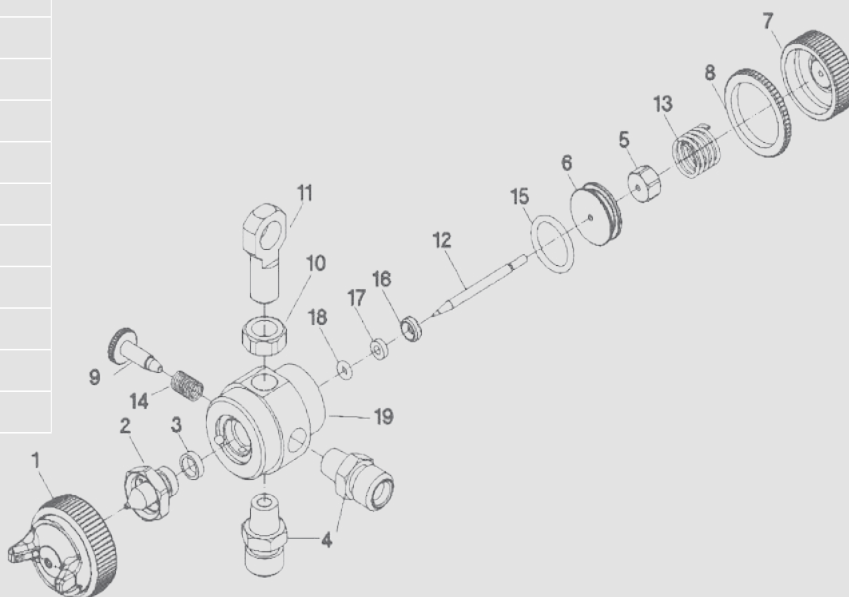
ORDER INFORMATION

CODE	DESCRIPTION
SGA-3	AUTOMATIC SPRAY GUN



SPARE PARTS


REF.	CODE	DESCRIPTION
1	93014820	AIR CAP SET
2	93044980	FLUID NOZZLE
3	93902980	PACKING SET (2 pcs.)
4	94013152	JOINT
5	93091980	NUT
6	93220980	PISTON
7	93014810	FLUID ADJ. KNOB
8	93024980	JAM NUT
9	93120981	SPREAD ADJ. VALVE
10	93213981	AHEXAGON NUT
11	93240981	BOLT
12	93060980	FLUID NEEDLE
13	93223980	SPRING
14	93248980	SPRING
15	93903980	O-RING (2 pcs.)
16	93093160	NEEDLE PACKING SEAT
17	93502540	BACK RING
18	96997085	O-RING



3

PAINT
SUPPLY SYSTEM

LOW PRESSURE
PNEUMATIC
EQUIPMENTS



DOUBLE DIAPHRAGM

DPS-120 / DPS-90 / DPS-70

FEATURES

Double Diaphragm Paint Pumps in a compact and stylish design are the perfect choice for the delivery of fluid media (solvent and water-based paints) to the supply of manual and automatic spray guns.

Fully pneumatic pump control with Double Spool air circuit. The reliable pump motor combined with the Double Spool air circuit promises an excellent finish. (Air pressure circuit conform to safety standard UNI EN 12621).

The pneumatic control system prevents the forced stoppage of the pump. Dead storage material channels and easily collapsible pump structure facilitate cleaning, inspection and maintenance.

Wear-resistant pump assembly.

Available also with a 2-way connection (Aluminium & Stainless Steel models).

TECHNICAL DATA

Models	DPS-70	DPS-90	DPS-120
Pressure Ratio	1:1		
Max. Working Pressure	7 bar (100 psi)		
Fluid Output at 30 cyc./min.	--	1.5 lt./min	4.5 lt./min
Fluid Output at 200 cyc./min. max	6 lt./min	10 lt./min	30 lt./min
Paint Viscosity	60 sec/Ford#4	85 sec/Ford#4	
Working Temperature	5~40 °C		
Outlet paint filter	100 mesh		
Suction paint filter	50 mesh		

Our CONFIGURATIONS

Pump Unit
DDP-70B.TE
up to 6 ℓ/min



Pump Unit
DDP-90F.TE
up to 10 ℓ/min



Pump Unit
DDP-120B.TE
up to 30 ℓ/min



On TANK Mount

DPS-70 - 2C.TE
DPS-90 - 2G.TE
DPS-120 - 2C.TE

On WALL Mount

DPS 70 - 4C.TE
DPS 90 - 4G.TE
DPS 120 - 4C.TE

DPS 90-2G
DPS 120-2C



DPS 70-2C

DPS 90-4G
DPS 120-4C



DPS 70-4C

ORDER INFORMATION

Versions
DDP **70**

Aluminium Version
DDP-70B.TE (14068640)
Stainless Steel Version
DDP-70BN.TE (14068650)

Aluminium Version
DPS-702C.TE (14069140)
Stainless Steel Version
DPS-702CN.TE (14069150)

Aluminium Version
DPS-704C.TE (14069300)
Stainless Steel Version
DPS-704CN.TE (14069310)

Versions
DDP **90**

Aluminium Version
DDP-90F.TE (14068660)
Aluminium Anodized Version
DDP-90F-WB.TE (14068680)
Stainless Steel Version
DDP-90FN.TE (14068670)

Aluminium Version
DPS-902G.TE (14069080)
Aluminium Anodized Version
DPS-902G-WB.TE (14069100)
Stainless Steel Version
DPS-902GN.TE (14069090)

Aluminium Version
DPS-904G.TE (14069240)
Aluminium Anodized Version
DPS-904G-WB.TE (14069260)
Stainless Steel Version
DPS-903GN.TE (14069250)

Versions
DDP **120**

Aluminium Version
DDP-120B.TE (14068690)
Aluminium Anodized Version
DDP-120B-WB.TE (14068710)
Stainless Steel Version
DDP-120BN.TE (14068700)

Aluminium Version
DPS-1202C.TE (14069110)
Aluminium Anodized Version
DPS-1202C-WB.TE (14069130)
Stainless Steel Version
DPS-1202C.NTE (14069120)

Aluminium Version
DPS-1204C.TE (14069270)
Aluminium Anodized Version
DPS-1204C-WB.TE (14069290)
Stainless Steel Version
DPS-1204CN.TE (14069280)



PAINT PRESSURE REGULATORS



PR-5BL
14608200
for Aluminium Version

PR-5BL-WB
14608220
for Aluminium Anodized Version

PR-5BLN
14068210
for Stainless Steel Version

BENEFITS

- High quality construction
- Quick washing thanks to the reduction of dead volumes
- Available with stainless steel or aluminum paint connections
- With air regulator (for pump and gun)
- Suction pipe with paint filter
- Paint recirculation
- 1 over-pressure valve
- 1 ball valve with drain hole
- Compressed air circuit compliant with UNI EN 12621 safety standard

On STAND	On CART	On CART + HOPPER 6lt.
DPS 70 - 1C.TE DPS 90 - 1G.TE DPS 120 - 1C.TE	DPS 70 - 3C.TE DPS 90 - 3G.TE DPS 120 - 3C.TE	DPS 70 - 36C.TE DPS 90 - 36G.TE DPS 120 - 36C.TE



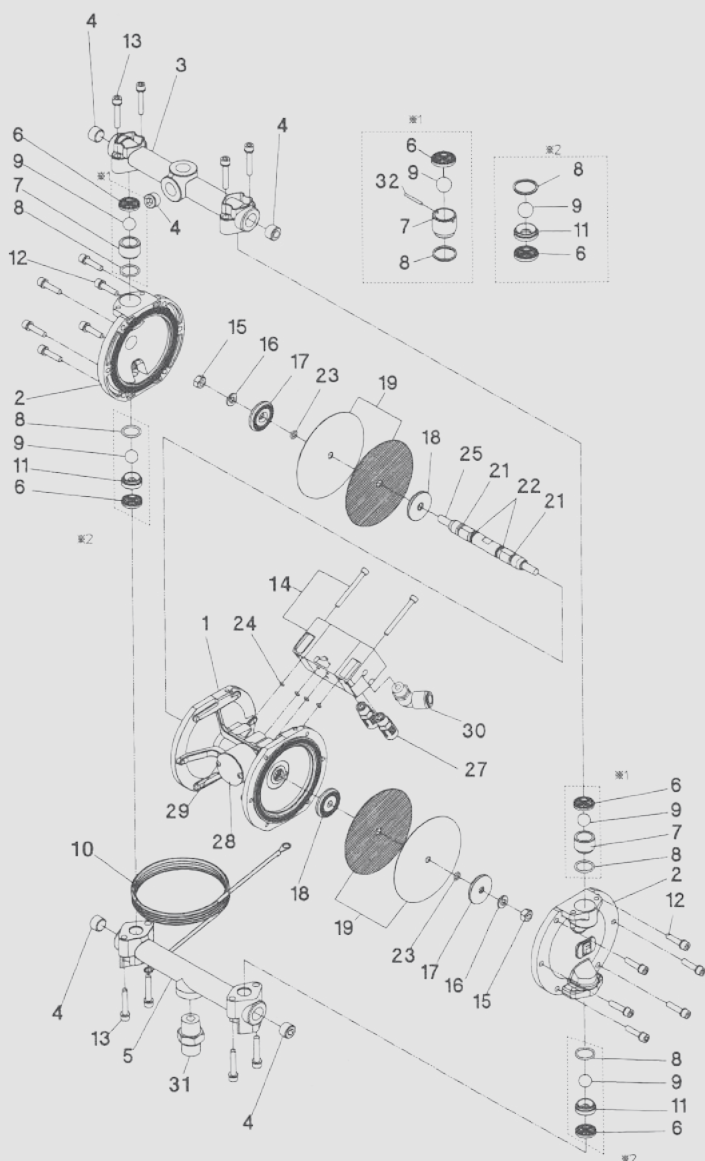
Aluminium Version DPS-701C.TE (14069060) Stainless Steel Version DPS-701CN.TE (14069070)	Aluminium Version DPS-703C.TE (14069220) Stainless Steel Version DPS-703CN.TE (14069230)	Aluminium Version DPS-7036C.TE (14069380) Stainless Steel Version DPS-7036CN.TE (14069390)
Aluminium Version DPS-901G.TE (14069000) Aluminium Anodized Version DPS-901G-WB.TE (14069020) Stainless Steel Version DPS-901GN.TE (14069010)	Aluminium Version DPS-903G.TE (14069160) Aluminium Anodized Version DPS-903G-WB.TE (14069180) Stainless Steel Version DPS-903GN.TE (14069170)	Aluminium Version DPS-9036G.TE (14069320) Aluminium Anodized Version DPS-9036G-WB.TE (14069340) Stainless Steel Version DPS-9036GN.TE (14069330)
Aluminium Version DPS-1201C.TE (14069030) Aluminium Anodized Version DPS-1201C-WB.TE (14069050) Stainless Steel Version DPS-1201CN.TE (14069040)	Aluminium Version DPS-1203C.TE (14069190) Aluminium Anodized Version DPS-1203C-WB.TE (14069210) Stainless Steel Version DPS-1203CN.TE (14069200)	Aluminium Version DPS-12036C.TE (14069350) Aluminium Anodized Version DPS-12036C-WB.TE (14069370) Stainless Steel Version DPS-12036CN.TE (14069360)

DIAPHRAGM PUMPS

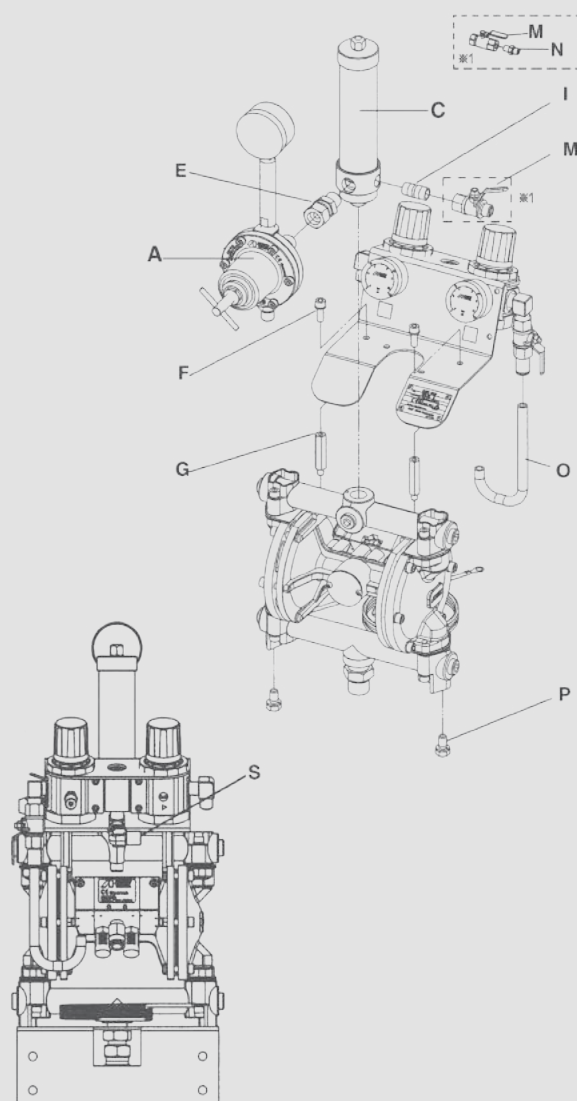
DPS-120C | C-WB | CN - DPS-90G | G-WB | GN

ORDER INFORMATION

REF.	CODE	DESCRIPTION	FOR MODELS
A	14608200	PAINT REGULATOR SET PR-5BL	for Aluminium
A	14608220	PAINT REGULATOR SET PR-5BL-WB	for Aluminium Anodized
A	14608210	PAINT REGULATOR SET PR-5BLN	for Stainless Steel
C	94493020	PAINT FILTER SET	
E	06859803	SWIVEL JOINT	for DPS 120-1C/-2C/-3C/-4C/-36C_DPS 90-1G/-2G/-3G/-4G/-36G
E	06859591	SWIVEL JOINT	for DPS 120-1CN/-2CN/-3CN/-4CN/-36CN and -WB_DPS 90-1GN/-2GN/-3GN/-4GN/-36GN and -WB
F	06357501	HEX. SOCKET BOLT WITH WASHER	
G	04493000	CONNECTING BOLT	
I	06642002	NIPPLE	
M	04432650	BALL VALVE	for DPS120-1C/-2C/-3C/-4C/-36C and DPS90-1G/-2G/-3G/-4G/-36G
M	04433630	BALL VALVE	for DPS 120-1CN/-2CN/-3CN/-4CN/-36CN and -WB_DPS 90-1GN/-2GN/-3GN/-4GN/-36GN and -WB
N	04343310	JOINT G1/4"R1/4"	for DPS 120-1CN/-2CN/-3CN/-4CN/-36CN and -WB_DPS 90-1GN/-2GN/-3GN/-4GN/-36GN and -WB
O	04494040	PIPE	
P	06994758	WASHER BOLT	
S	06859563	ELBOW UNION	for DPS 120-4C/-4CN and DPS 90-4G/-4GN



ACCESSORIES



LOW PRESSURE

SPARE PARTS



REF.	CODE	DESCRIPTION	QTY.	DDP-90F	DDP-90FN	DDP-90F-WB	DDP-120B	DDP-120BN	DDP-120B-WB
1	94410622	MAIN BODY		X	X	X			
1	94437632	MAIN BODY					X	X	X
2	94456582	LID		X					
2	94414592	LID			X				
2	94456640	LID				X			
2	94439631	LID					X		
2	94453660	LID						X	
2	94439650	LID							X
3	94452640	UPPER ADAPTOR		X			X		
3	94414650	UPPER ADAPTOR			X			X	
3	94452650	UPPER ADAPTOR				X			X
4	06990413	HEXAGON SOCKET PLUG		X			X		
4	06367202	HEXAGON SOCKET PLUG			X	X		X	X
5	94441630	LOWER ADAPTOR		X			X		
5	94416592	LOWER ADAPTOR			X			X	
5	94441640	LOWER ADAPTOR				X			X
6	04935620	PACKING SET	(2 pcs.)	X	X	X			
6	94933290	PACKING SET	(2 pcs.)				X	X	X
7	04931630	EXHAUST VALVE	(2 pcs.)	X	X	X			
7	94935290	EXHAUST VALVE	(2 pcs.)				X	X	X
8	04932630	'O'RING SET	(2 pcs.)	X	X	X			
8	94930300	'O'RING SET	(2 pcs.)				X	X	X
9	04930630	STEEL BALL SET	(2 pcs.)	X	X	X			
9	94934290	STEEL BALL SET	(2 pcs.)				X	X	X
10	04492830	GROUND WIRE		X	X	X	X	X	X
11	04933630	INTAKE VALVE	(2 pcs.)	X	X	X			
11	94446630	INTAKE VALVE	(2 pcs.)				X	X	X
12	96357500	HEX. SOCKET BOLT WITH WASHER		X	X	X	X	X	X
13	96357502	HEX. SOCKET BOLT WITH WASHER		X	X	X	X	X	X
14	94490632	AIR OPERATING VALVE SET		X	X	X	X	X	X
15	06361081	HEX. NUT		X	X	X	X	X	X
16	06362080	SPRING WASHER		X	X	X	X	X	X
17	04414600	DIAPHRAGM HOLDER(OUTER)		X	X	X			
17	94448630	DIAPHRAGM HOLDER(OUTER)					X	X	X
18	94453581	DIAPHRAGM HOLDER(INNER)		X	X	X			
18	94449631	DIAPHRAGM HOLDER (INNER)					X	X	X
19	94931621	DIAPHRAGM SET	(2+2 pcs.)	X	X	X			
19	94932301	DIAPHRAGM SET	(2+2 pcs.)				X	X	X
21	06996610	'Y'PACKING		X	X	X	X	X	X
22	06630011	'O'RING		X	X	X	X	X	X
23	06630008	'O'RING		X	X	X	X	X	X
24	06630004	'O'RING		X	X	X			
24	06630006	'O'RING					X	X	X
25	04431590	ROD		X	X	X	X	X	X
27	04432590	MUFFLER		X	X	X	X	X	X
28	04456570	BLANKING COVER		X	X	X	X	X	X
29	06234002	TAPPING SCREW		X	X	X	X	X	X
30	06800202	ELBOW UNION		X	X	X	X	X	X
31	04427640	JOINT		X			X		
31	04428640	JOINT			X	X		X	X
32	94444630	PIN					X	X	X

DIAPHRAGM PUMPS

DPS-70C | DPS-70CN

ACCESSORIES

REF.	CODE	DESCRIPTION	FOR MODELS
A	14608200	PAINT REGULATOR SET PR-5BL	for Aluminium
A	14608210	PAINT REGULATOR SET PR-5BLN	for Stainless Steel
D	06646002	STREET ELBOW	
E	06859557	MALE-FEMALE UNION	DPS 701C/702C/704C
E	06859558	MALE-FEMALE UNION	DPS 701CN/702CN/703CN/7036CN/704CN
F	06357501	HEX. SOCKET BOLT WITH WASHER	
M	04432650	BALL VALVE	DPS 701C/702C/703C/704C/7036C
M	04433630	BALL VALVE	DPS 701CN/702CN/703CN/7036CN/704CN
N	04343310	JOINT G1/4" R1/4"	
O	04492930	TUBE	
P	06994756	WASHER BOLT	
R	06859538	ELBOW UNION 1/4" M - 1/4" M	DPS 701C/702C/704C
R	04435630	ELBOW UNION 1/4" M - 1/4" M	DPS 701CN/702CN/703CN/7036CN/704CN
S	06859563	ELBOW UNION Rc1/4" F - 1/4" M	DPS 704C/704CN
T	04492790	ELBOW UNION Rc 3/8" F - 3/8" M	DPS 702C/702CN

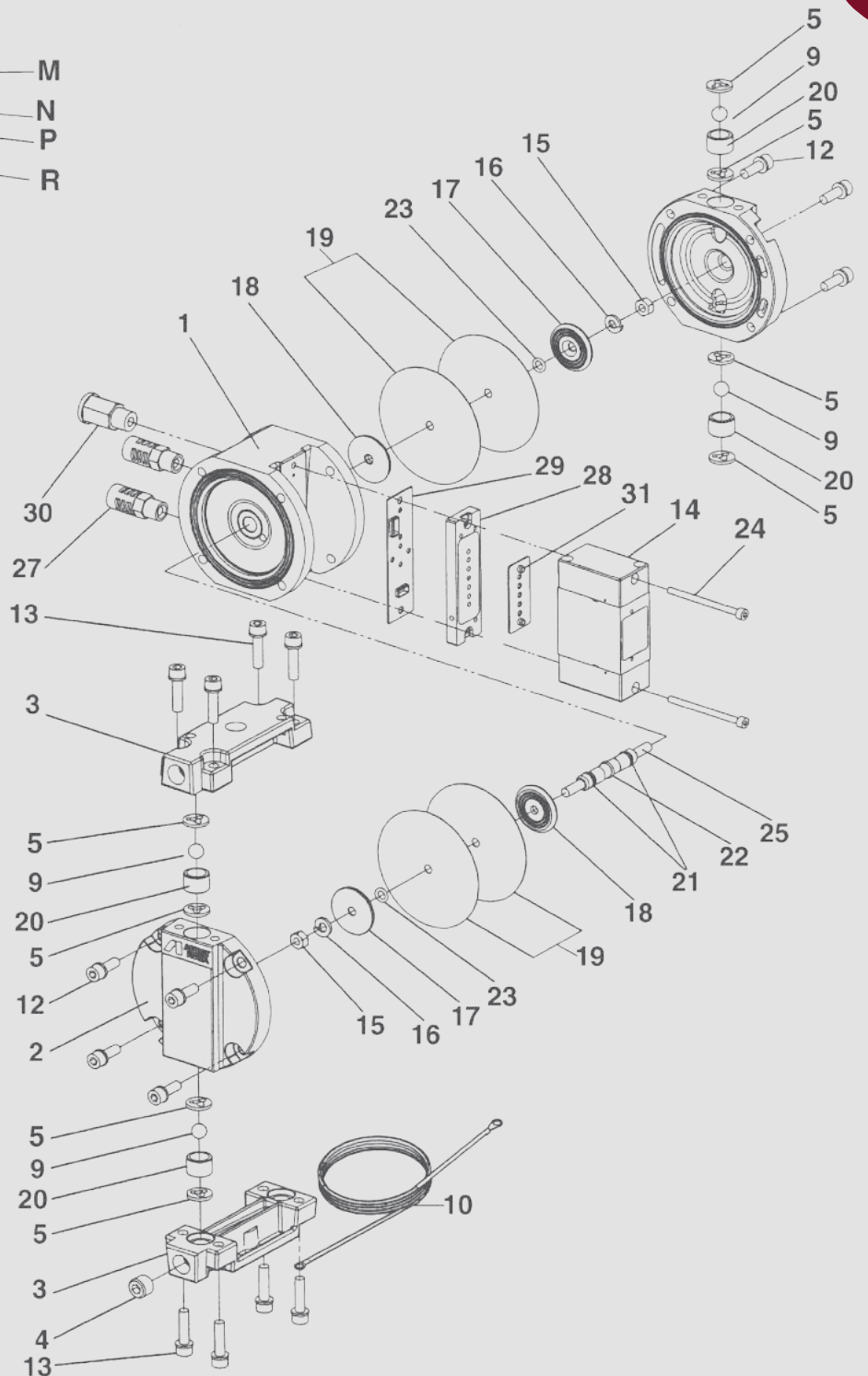
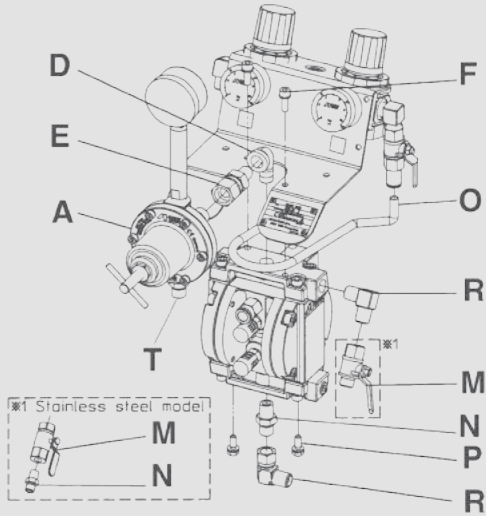
SPARE PARTS

REF.	CODE	DESCRIPTION	QTY.	DDP-70B	DDP-70BN
1	94943570	MAIN BODY		X	X
2	94402581	LID		X	
2	94409720	LID			X
3	94400583	ADAPTOR		X	
3	94409710	ADAPTOR			X
4	06990412	HEXAGON SOCKET PLUG		X	
4	96367201	HEXAGON SOCKET PLUG			X
5	94932320	PACKING SET	(4 pcs./1 pk.)	X	X
9	94932330	STEEL BALL SET	(2 pcs./1 pk.)	X	X
10	04492830	GROUND WIRE		X	X
12	06357501	HEX. SOCKET BOLT WITH WASHER		X	X
13	96357500	HEX. SOCKET BOLT WITH WASHER		X	X
14	94409651	AIR OPERATING VALVE SET		X	X
15	06361060	HEX. NUT		X	X
16	06362060	SPRING WASHER		X	X
17	94401592	DIAPHRAGM HOLDER (outer)		X	X
18	04402592	DIAPHRAGM HOLDER (inner)		X	X
19	94932340	DIAPHRAGM SET (outer)	(2 pcs./1 pk.)	X	X
20	94932310	SEAT	(2 pcs./1 pk.)	X	X
21	06996611	'Y'PACKING		X	X
22	06996640	PSD PACKING		X	X
23	06630006	'O' RING		X	X
24	96356503	BOLT WITH HEX. HOLE		X	X
25	04405581	ROD		X	X
27	04432590	MUFFLER		X	X
28	04944571	SUB PLATE		X	X
29	04405591	GASKET		X	X
30	06801202	HALF UNION		X	X
31	94409660	PACKING		X	X

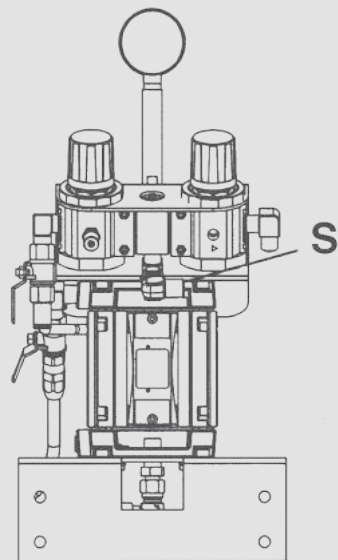




ACCESSORIES



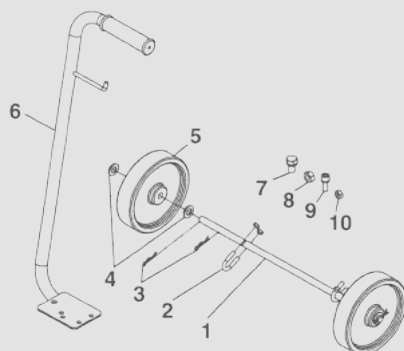
"S" ELBOW
 UNION
 FOR AIR
 CONNECTION



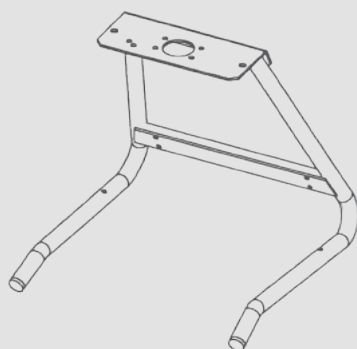
DIAPHRAGM PUMPS

SUPPORTS AND ACCESSORIES

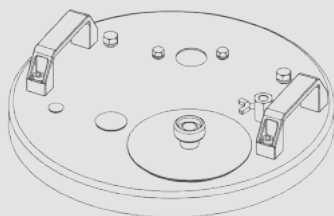
PICTURE A



PICTURE B



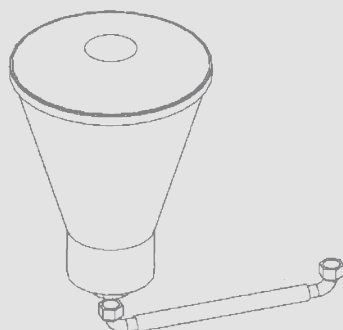
PICTURE C



PICTURE D



PICTURE E



CODE	DESCRIPTION	
FOR ALL STAND TYPES (PIC. B):		
04493810	STAND SET	
FOR ALL CART TYPES (PIC. A):		
94492770	WHEEL CART SET	
04493910	AXLE	1
06991938	"U" BOLT	2
06659020	SNAP PIN	3
06475122	WASHER	4
07990213	SOLID TIRE	5
04493920	HANDLE	6
06994758	BOLT + WASHER	7
06382082	HEX. NUT	8
06357501	HEX. SOCKET BOLT WITH WASHER	9
06382062	HEX. NUT	10
FOR ALL TANK TYPES (pic. C):		
94492780	LID SET	
FOR ALL WALL BRACKET TYPES (pic. D):		
04459630	WALL MOUNTING BRACKET	
06859563	ELBOW UNION (for Air connection)	
FOR HOPPER TYPE WITH CART (pic. E):		
0102000602	HOPPER SET + TUBE + FILTER DPS-12036C/ CN/ C-WB & DPS-9036G/ GN/ G-WB	
0102000603	HOPPER SET + TUBE + FILTER DPS-7036C/ CN	
VFM61000	HOPPER SET 6 LT. WITHOUT HOSE	Plastic
0040720100	FILTER 50 MESH	
UL300472	CONVERSION JOINT for DPS-7036C/ CN	Stainless Steel
VFM610021	"U" HOSE	M 36x2 F 1/2" Stainless Steel
VFM610031	"U" HOSE	M 36x2 F 3/4" Stainless Steel
VFM610041	"U" HOSE	M 36x2 F 36x2 Stainless Steel

ACCESSORIES Available Until Stock Last

CODE	DESCRIPTION	
VFM61001	SPRING	ø 87,5 mm
VFM61002	"L" HOSE	M 36x2 F 1/2"
VFM61003	"L" HOSE	M 36x2 F 3/4"
VFM61004	"L" HOSE	M 36x2 F 36x2
14388000	Y SHAPED FLUID NIPPLE TJ-2 G3/8"	
UL300004	NIPPLE MM 3/8"	
UL300355	BALL VALVE B.P. 3/8"	
UL00001100	WALL BRACKET	
04470100	HANDLE	

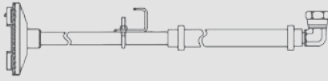
ACCESSORIES




SUCTION HOSE | DELIVERY PAINT FILTER | AIR REGULATOR



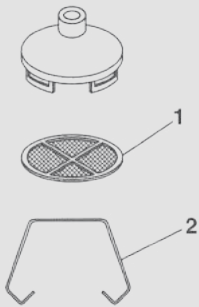
PICTURE A




PICTURE B




PICTURE C



PICTURE D



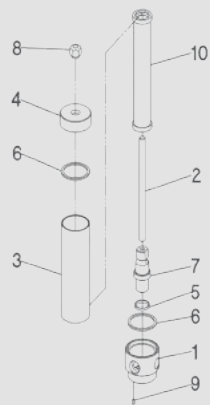
PICTURE E



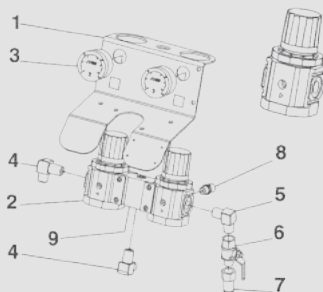
PICTURE F



DELIVERY PAINT FILTER



AIR REGULATOR Single



SUCTION HOSE & DRAIN HOSE SET

CODE	DESCRIPTION	REF.
SUCTION HOSE SET FOR CART TYPE (A) - STAND TYPE (B) - WALL BRACKET TYPE (D)		
04493830	SUCTION HOSE FOR ALUMINUM MODEL	Pic. 1
04494060	SUCTION HOSE FOR STAINLESS STEEL AND ANODIZED ALUMINUM MODEL	Pic. 1
04437930	SUCTION HOSE FOR DPS 701C/703C/704C/7036C- / CN STAINLESS STEEL	Pic. 1
SUCTION PIPE SET FOR TANK TYPE (C)		
04493670	SUCTION PIPE FOR ALUMINUM MODEL	Pic. 2
04404210	SUCTION PIPE FOR STAINLESS STEEL AND ANODIZED ALUMINUM MODEL	Pic. 2
04437830	SUCTION PIPE FOR DPS 704C- /CN STAINLESS STEEL	Pic. 2
SUCTION FILTER SET FOR ALL TYPES		
04637780	SUCTION FILTER	Pic. 3
0040720100	FILTER (50 mesh)	1
00407203	FILTER STOPPER	2
DRAIN HOSE SET FOR CART TYPE (A) - STAND TYPE (B) - WALL BRACKET TYPE (D)		
04493850	DRAIN HOSE FOR ALUMINUM MODEL	Pic. 4
04494090	DRAIN HOSE FOR STAINLESS STEEL AND ANODIZED ALUMINUM MODEL	Pic. 4
DRAIN HOSE SET FOR TANK TYPE (C)		
04493571	DRAIN HOSE FOR ALUMINUM MODEL	Pic. 5
04494220	DRAIN HOSE FOR STAINLESS STEEL AND ANODIZED ALUMINUM MODEL	Pic. 5
DRAIN HOSE SET FOR HOPPER TYPE (E)		
04400280	DRAIN HOSE	Pic. 6

DELIVERY PAINT FILTER

CODE	DESCRIPTION	
04493020	DELIVERY PAINT FILTER SET	
04493030	BODY	1
04493040	FILTER BOLT	2
04493050	CYLINDER	3
04493060	CYLINDER CAP	4
04493070	PACKING	5
04493080	PACKING	6
04493090	JOINT	7
04493800	BOLT CAP	8
06583006	SPRING PIN	9
VFM2503	FILTER (100 MESH)	10

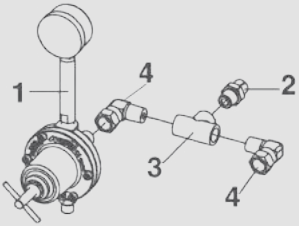
AIR REGULATOR SET

CODE	DESCRIPTION	
04492860	PANEL	1
04492870	AIR REGULATOR SET (2 REGULATORS SET)	2
04492890	AIR REGULATOR (SINGLE)	
04492910	PRESSURE GAUGE	3
06858202	ELBOW R1/4" G1/4"	4
06859538	ELBOW R1/4" R1/4"	5
04492920	BALL VALVE RC1/4" R1/4"	6
06809136	FEMALE UNION Ø10 X RC1/4"	7
04492940	SAFETY VALVE	8
04494110	SPACER	9

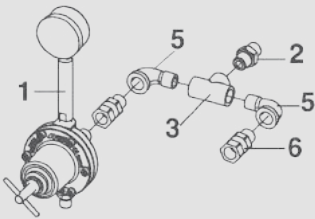
DIAPHRAGM PUMPS

TWO-WAY REGULATOR SET LOW PRESSURE TWIN HOSES

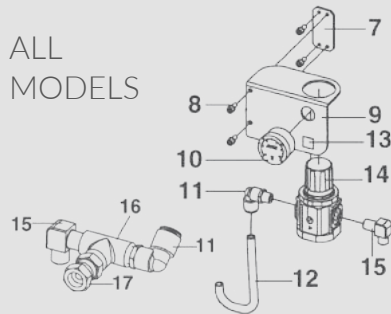
ALUMINIUM TYPE




STAINLESS STEEL TYPE



ALL MODELS



LOW PRESSURE TWIN HOSES



TWO-WAY REGULATOR SET

CODE	DESCRIPTION	REF.	ALU.	SS
04493970	2-WAY REGULATOR SET		1	
04493980	2-WAY REGULATOR SET			1
14608200	PAINT REGULATOR	1	1	
14608210	PAINT REGULATOR	1		1
06859153	JOINT	2	1	
06859594	JOINT	2		1
06678403	T-JOINT	3	1	
06641003	T-JOINT	3		1
06859546	ELBOW UNION	4	2	
06646003	STREET ELBOW	5		2
06859591	UNION JOINT M-F	6		2
04494080	SUB PLATE	7	1	1
06357507	BOLT WITH HEX. HOLE	8	4	4
04494050	PLATE	9	1	1
04492910	PRESSURE GAUGE	10	1	1
06800202	ELBOW UNION	11	2	2
04494040	TUBE	12	1	1
04493010	PLATE(GUN)	13	1	1
04492890	AIR REGULATOR	14	1	1
06858202	ELBOW	15	2	2
06678402	T-JOINT	16	1	1
06859002	UNION JOINT M-F	17	1	1

LOW PRESSURE TWIN HOSES

CODE	DESCRIPTION	LENGHT	TYPE	NIPPLES
AIR/ FLUID LOW PRESSURE TWIN HOSES				
001004020	CONDUCTIVE TWIN HOSE	2 mt	AIR/FLUID	1/4"-1/4"
001004050	CONDUCTIVE TWIN HOSE	5 mt	AIR/FLUID	1/4"-1/4"
001004075	CONDUCTIVE TWIN HOSE	7,5 mt	AIR/FLUID	1/4"-1/4"
001004100	CONDUCTIVE TWIN HOSE	10 mt	AIR/FLUID	1/4"-1/4"
001004150	CONDUCTIVE TWIN HOSE	15 mt	AIR/FLUID	1/4"-1/4"



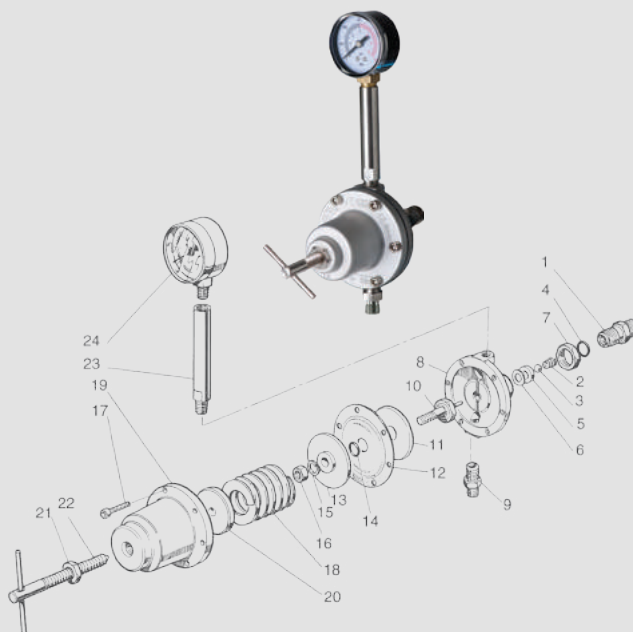
PAINT PRESSURE REGULATORS

PR-5BL | PR-5BL WB | PR-5BL N

CODE	DESCRIPTION	TYPE	REF.
14608200	PR-5BL PAINT PRESSURE REGULATOR	ALUMINIUM	
14608220	PR-5BL-WB PAINT PRESSURE REGULATOR	ALUMINIUM ANODIZED	
14608210	PR-5BLN PAINT PRESSURE REGULATOR	STAINLESS STEEL	
04700450	JOINT		1
04701451	VALVE SPRING		2
04702450	TUNGSTEN CARBIDE BALL		3
96639514	'O' RING		4
94703450	CARBIDE SEAT		5
94704450	PACKING		6
04731450	JAM NUT		7
94705451	MAIN BODY	PR-5BL.TE	8
94724451	MAIN BODY	PR-5BLN.TE	8
94705460	MAIN BODY	PR-5BL-WB.TE	8
04754450	JOINT 1/4" - G 3/8"	Stainless Steel	9
04707450	DIAPHRAGM BOLT		10
04708450	DIAPHRAGM HOLDER		11
04976440	DIAPHRAGM		12
04709451	DIAPHRAGM STOPPER		13
06995905	'O' RING		14
06500802	SPRING WASHER		15
06383086	HEX.NUT		16
96357480	BOLT WITH HEX HOLE		17
94720440	ADJ.SPRING		18
04711451	DIAPHRAGM CAP		19
04713450	SPRING HOLDER		20
04717501	HEX NUT		21
04970440	HANDLE SET		22
04725450	RISING PIPE		23
04755451	PRESSURE GAUGE		24

PAINT PRESSURE REGULATOR

FEATURES	
Max. Flow rate:	1.5 l/min
Max. Primary Pressure:	7.0 bar
Secondary Pressure range:	0.0 ~ 3.0 bar
Fluid IN/OUT Joint:	G 3/8"B
Mass:	850 g

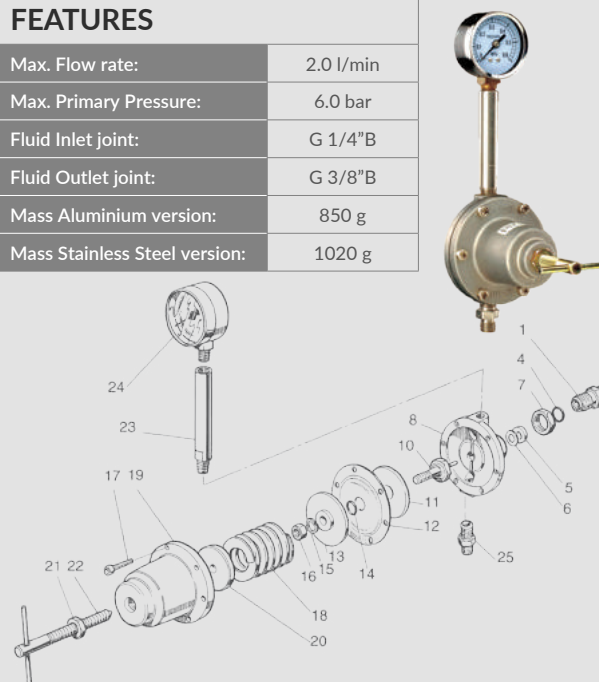


PR-B5 | PR-B5 BN

CODE	DESCRIPTION	TYPE
14418851	PR-B5 B BACK PRESSURE VALVE	
14418861	PR-B5 BN BACK PRESSURE VALVE (STAINLESS STEEL)	
04700450	JOINT	1
96639514	'O' RING	4
94703450	CARBIDE VALVE	5
94704450	PACKING	6
04731450	HEXAGON NUT	7
04737450	DIAPHRAGM BOLT	10
04708450	DIAPHRAGM HOLDER	11
04976440	DIAPHRAGM	12
04709451	DIAPHRAGM STOPPER	13
06995905	'O' RING	14
06500802	SPRING WASHER	15
06383086	HEXAGON NUT	16
96357480	HEXAGON SOCKET BOLT + WASHER	17
94720440	ADJUSTING SPRING	18
04711451	DIAPHRAGM CAP	19
04713450	SPRING STOPPER	20
04717501	HEXAGON NUT	21
04970440	HANDLE SET	22
04725450	RISING PIPE	23
04755451	PRESSURE GAUGE	24
UL30010600	JOINT RC. 1/4" - G 3/8"	25

BACK PRESSURE VALVE FOR PAINT RECIRCULATION

FEATURES	
Max. Flow rate:	2.0 l/min
Max. Primary Pressure:	6.0 bar
Fluid Inlet joint:	G 1/4"B
Fluid Outlet joint:	G 3/8"B
Mass Aluminium version:	850 g
Mass Stainless Steel version:	1020 g



DIAPHRAGM PUMPS

PAINT FLOW CONTROL VALVES

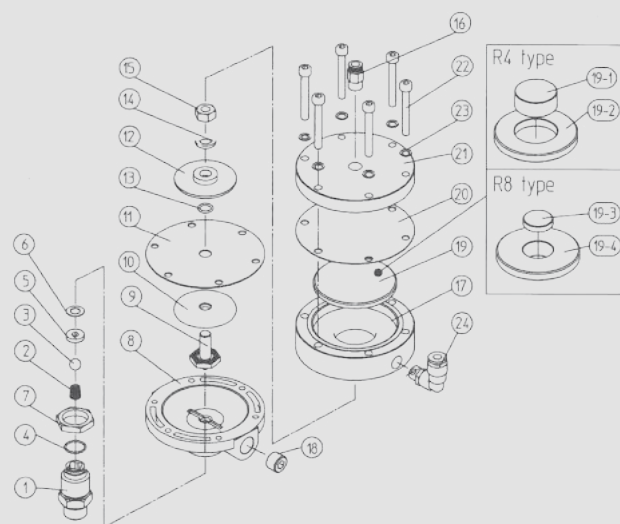
FCV-31 | FCV-31N-S1 | FCV-31N-S1-R4 | FCV-31N-S1-R8

CODE	DESCRIPTION	TYPE	REF.
14418560	FCV-31 PAINT FLOW CONTROL VALVE		
14418940	FCV-31N-S1 PAINT FLOW CONTROL VALVE (STAINLESS STEEL)		
14418950	FCV 31N-S1-R4 PAINT FLOW CONTROL VALVE (STAINLESS STEEL)		
14418960	FCV 31N-S1-R8 PAINT FLOW CONTROL VALVE (STAINLESS STEEL)		
04700450	JOINT		1
04701451	VALVE SPRING		2
04702450	CARBIDE BALL		3
96639514	'O' RING		4
94703450	SEAT		5
94704450	PACKING		6
04731450	HEXAGON NUT		7
94705451	BODY		8
04707450	DIAPHRAGM BOLT		9
04708450	DIAPHRAGM HOLDER		10
04976440	DIAPHRAGM		11
04709451	DIAPHRAGM STOPPER		12
06995905	'O' RING		13
06500802	SPRING WASHER		14
06383086	HEXAGON NUT		15
96801161	HALF UNION		16
94757410	DIAPHRAGM CAP		17
06990412	PLUG WITH HEX. HOLE	(FCV-31)	18
06367201	PLUG WITH HEX. HOLE	(FCV-31N-S1)	18
94758410	DIAPHRAGM HOLDER (2) (1 pc.)	(FCV-31N-S1)	19
94768410	PISTON	(FCV-31N-S1-R4)	19-1
94766410	DIAPHRAGM HOLDER (2) (1 pc.)	(FCV-31N-S1-R4)	19-2
94769410	PISTON	(FCV-31N-S1-R8)	19-3
94767410	DIAPHRAGM HOLDER (2) (1 pc.)	(FCV-31N-S1-R8)	19-4
94759410	DIAPHRAGM (2) (1 pc.)		20
94760410	DIAPHRAGM CAP (2) (1 pc.)		21
96350540	BOLT WITH HEX.HOLE		22
96500502	SPRING WASHER		23
96809452	ELBOW UNION		24

FEATURES

Max. Flow Rate:	2.0 l/min
Max. Primary Pressure:	25 bar
Adj. Air Pressure:	0.0 ~ 6.0 bar
Fluid Inlet Joint:	G 3/8" B
Fluid Outlet Joint:	Rc 1/4"
Air Hose:	ø 6x4 mm
Mass Aluminium Version:	750 g
Mass Stainless Steel Version:	950 g

QUICK
RESET
SYSTEM

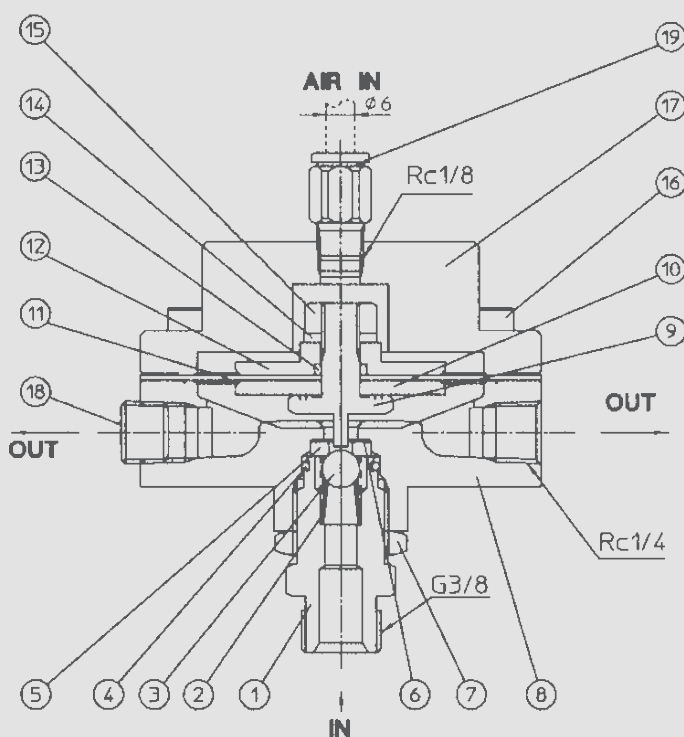


ACCESSORIES

FCV-3 PAINT FLOW CONTROL VALVE

CODE	DESCRIPTION	REF.
14418540	FCV-3 PAINT FLOW CONTROL VALVE	
04700450	JOINT	1
04701451	VALVE SPRING	2
04702450	CARBIDE BALL	3
96639514	'O' RING	4
94703450	SEAT	5
94704450	PACKING	6
04731450	HEXAGON NUT	7
94705451	BODY	8
04707450	DIAPHRAGM BOLT	9
04708450	DIAPHRAGM HOLDER	10
04976440	DIAPHRAGM	11
04709451	DIAPHRAGM STOPPER	12
06995905	'O' RING	13
06500802	SPRING WASHER	14
06383086	HEXAGON NUT	15
96357480	HEXAGON SOCKET BOLT + WASHER	16
94757400	DIAPHRAGM CAP	17
06990412	PLUG	18
96801161	HALF UNION	19

FEATURES	
Max. Flow Rate:	2.0 l/min
Max. Primary Pressure:	25 bar
Adj. Air Pressure:	6.0 bar
Fluid Inlet Joint:	G 3/8" B
Fluid Outlet Joint:	Rc 1/4"
Air Hose:	ø 6x4 mm
Mass:	850 g



STAINLESS STEEL

PET-10N/MN - PET-30N/MN

The Anest Iwata PET paint pressure tank series guarantee a valid and reliable fluid supply system for spray guns and other pneumatic equipments. The system is an excellent tool to allow a valid dilution, a correct density and a constant mixing of the paint (constantly stirred if required) with low pressures and flow rates.

TECHNICAL DATA				
Max. Working Pressure:	7 bar (100 psi)			
Air inlet Joint:	G 1/4" M			
Fluid outlet Joint:	G 3/8" M			
Working Temperature:	5~40 °C			
Mass:	PET 10 N	15.3 Kg	PET 10 MN	17.5 Kg
	PET 30 N	20.4 Kg	PET 30 MN	22.6 Kg
	PET 50 N	15.3 Kg	PET 50 MN	28.2 Kg
Dimensions:	PET 10 N /-10 MN		540 x 330 mm	
	PET 30 N /-30 MN		710 x 415 mm	
	PET 50 N /-50 MN		810 x 470 mm	

FEATURES

- Stainless steel container, polished inside
- PET 10 (10 lt.), PET 30 (30 lt.), PET 50 (50 lt.)
- Second material connection (optional)
- No additional lubrication of drive required
- All models conform to ATEX



ORDER INFORMATION - PET-10 - PET-30 - PET-50

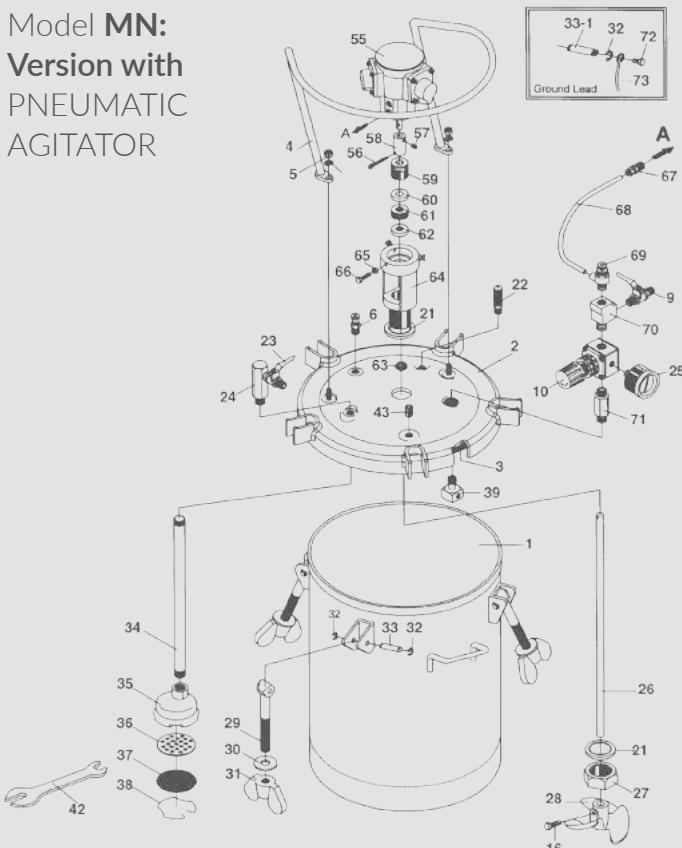
PET Series	10 lt.	30 lt.	50 lt.
PET-10N	14972600	-	-
PET-10MN with pneumatic agitator	14972620	-	-
PET-30N	-	14972630	-
PET-30MN with pneumatic agitator	-	14972650	-
PET-50N	-	-	14972660
PET-50M with pneumatic agitator	-	-	14972680

Pneumatic Agitator AM-6B

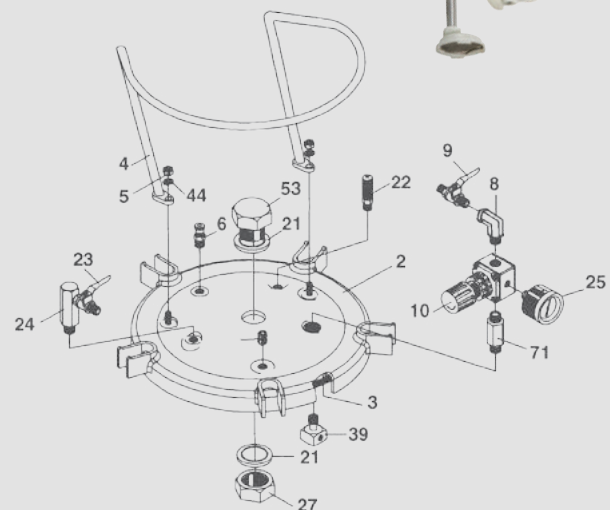
Operating pressure: 1±1.5 bar
Air consumption: 15 Liter/min
Max. air inlet pressure: 7.0 bar



Model **MN**:
Version with
PNEUMATIC
AGITATOR



Model **N**:
Version without
PNEUMATIC
AGITATOR



PRESSURE TANKS



PET-50N/MN (max. 7.0 bar)



STAINLESS STEEL PRESSURE TANKS

REF.	CODE	DESCRIPTION	10N	10MN	30N	30MN	50N	50MN
3	04015110	LID PACKING	X	X				
3	04015240	LID PACKING			X	X		
3	04016170	LID PACKING					X	X
4	04015250	HANDLE			X	X		
4	04019250	HANDLE	X	X				
4	04016180	HANDLE					X	X
5	04015140	HEXAGON NUT	X	X	X	X	X	X
6	04015150	EXHAUST VALVE	X	X	X	X	X	X
8	04015460	ELBOW	X		X		X	
9	04015170	TWO WAY VALVE (Air Inlet)	X	X	X	X	X	X
10	94015180	AIR PRESSURE REGULATOR	X	X	X	X	X	X
16	04019040	HEAD BOLT		X		X		X
21	04019100	SEALING RING	X	X	X	X	X	X
22	04002211	SAFETY VALVE	X	X	X	X	X	X
23	04015450	TWO WAY VALVE (Fluid outlet)	X	X	X	X	X	X
24	04015470	FLUID OUTLET ADAPTER	X	X	X	X	X	X
25	04016190	PRESSURE GAUGE	X	X	X	X	X	X
26	04016400	ROD + COUPLIING (56+57+58)		X				
26	04016410	ROD + COUPLIING (56+57+58)				X		
26	04016420	ROD + COUPLIING (56+57+58)						X
27	04019120	FIXING NUT	X	X	X	X	X	X
28	04016430	PROPELLER		X		X		X
29	04015490	SWING BOLT	X	X	X	X	X	X
30	04016200	WASHER	X	X	X	X	X	X
31	04016210	THUMB NUT	X	X	X	X	X	X
32	94020220	E-STOPPER	X	X	X	X	X	X
33	94020230	PIN	X	X	X	X	X	X
33-1	04016440	PIN (SUS)	X	X	X	X	X	X
34	04016450	SUCTION PIPE	X	X				
34	04016460	SUCTION PIPE			X	X		
34	04016470	SUCTION PIPE					X	X
35	04015270	FILTER COVER			X	X	X	X
35	04016260	FILTER COVER	X	X				
36	04015280	FILTER BASE			X	X	X	X
36	04016270	FILTER BASE	X	X				
37	04015290	FILTER (40 Mesh)			X	X	X	X
37	04016280	FILTER (40 Mesh)	X	X				
38	04015300	FILTER STOPPER			X	X	X	X
38	94016290	FILTER STOPPER	X	X				
39	94016310	AIR FLOW GUIDE	X	X	X	X	X	X
43	06990412	HEX. SOCKET SCREW			X	X	X	X
44	06500804	SPRING WASHER	X	X	X	X	X	X
53	04016480	HEAD BOLT	X		X		X	
55	AM-6B	PNEUMATIC AIR MOTOR		X		X		X
59	04017410	PACKING SEAT		X		X		X
60	04017420	"V" PACKING FEMALE ADAPTOR		X		X		X
61	04017430	"V" PACKING		X		X		X
62	04017440	"V" PACKING MALE ADAPTOR		X		X		X
63	04017450	O-RING		X		X		X
64	04017460	AIR MOTOR SUPPORT		X		X		X
65	04017470	HEX. NUT		X		X		X
66	04017480	HEAD BOLT		X		X		X
67	03014470	QUICK COUPLING		X		X		X
68	04018100	AIR HOSE		X		X		X
69	04018110	SPEED CONTROLLER		X		X		X
70	04018120	ADAPTER		X		X		X
71	04018130	ADAPTER	X	X	X	X	X	X
72	04018140	SCREW	X	X	X	X	X	X
73	04018150	GROUND WIRE	X	X	X	X	X	X

PAIN T PRESSURE TANK 10 lt.

PRESSURE TANK PET-10 (max. 4.0 bar)

FEATURES

Paint pressure tank with stainless steel inner tank for easy filling of the appropriate material and a trouble-free interior cleaning

Robust construction

Suitable for hydraulic products

Carry handle for quick and easy transport

Equipped with locking lid, 2 controllers,

2 pressure gauges and safety valve

Conform to ATEX

TECHNICAL DATA

Max. operating pressure:	4.0 bar
Tank capacity:	10 liter, inner tank 8.5 liter stainless steel
Air inlet joint:	G 1/4"M
Fluid output joint:	3/8"M
Operating temperature:	5-40 °C
Weight:	11 Kg
Dimensions:	310x310x565mm

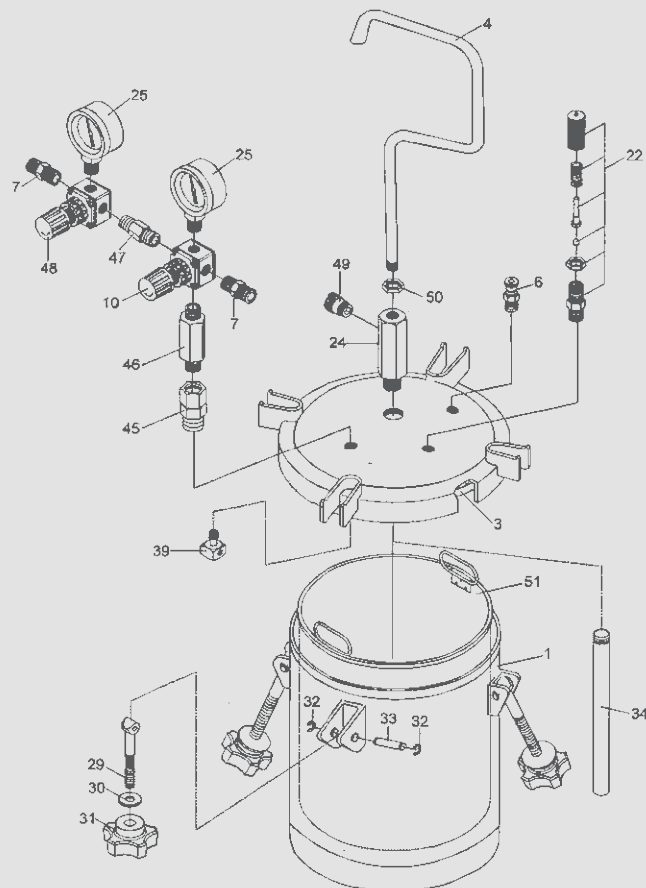


INNER TANK in STAINLESS STEEL



ORDER INFORMATION

REF.	CODE	DESCRIPTION
	14972400	PET-10 PRESSURE TANK 10 lt.
3	94020200	LID PACKING
4	94020020	HANDLE
6	94020030	EXHAUST VALVE
7	94020210	AIR INLET JOINT / OUTLET JOINT G1/4"
10	94008260	PRESSURE REGULATOR (FOR TANK)
22	94016391	SAFETY VALVE
24	94020040	FLUID OUTLET CONNECTING JOINT SUS 303
25	94016020	PRESSURE GAUGE
29	94020190	HANDLE BOLT
30	94020060	WASHER
31	94020070	THUMB NUT
32	94020220	C-SNAP RING
33	94020230	STUD
34	94020090	SUCTION PIPE SUS 303
39	94016310	AIR FLOW GUIDE
45	94020100	ADAPTER
46	94020110	ADAPTER
47	94020120	ADAPTER
48	94020130	PRESSURE REGULATOR (FOR GUN)
49	94020140	FLUID OUTLET JOINT SUS 303 3/8"
50	94020160	NUT
51	94020170	INNER TANK SUS 304



DIAPHRAGM PUMPS ACCESSORIES

PAINT FILTERS

CODE	DESCRIPTION	SIZE	COLOUR	
Pic. 1				
VFM2001	FILTER (OPTIONAL)	30 Mesh	GREEN	
VFM2002	FILTER (OPTIONAL)	50 Mesh	WHITE	
VFM2003	FILTER (OPTIONAL)	65 Mesh	BLACK	
VFM2004	FILTER (OPTIONAL)	100 Mesh	YELLOW	
VFM2005	FILTER (OPTIONAL)	150 Mesh	BLUE	
VFM2006	FILTER (STANDARD)	200 Mesh	RED	
Pic. 2				
VFM2007	FILTER	50 Mesh	RED	
VFM2008	FILTER	100 Mesh	YELLOW	
Pic. 3				
VFM2101	FILTER	50 Mesh	GREEN	
VFM2102	FILTER	80 Mesh	WHITE	
VFM2103	FILTER	150 Mesh	YELLOW	
VFM2104	FILTER	295 Mesh	RED	
Pic. 4				
VFM2501	FILTER	30 Mesh	BLUE	ø 25 mm /H 155 mm
VFM2502	FILTER	60 Mesh	BLACK	ø 25 mm /H 155 mm
VFM2503	FILTER	100 Mesh	YELLOW	ø 25 mm /H 155 mm
VFM2504	FILTER	150 Mesh	RED	ø 25 mm /H 155 mm
VFM2505	FILTER	200 Mesh	WHITE	ø 25 mm /H 155 mm
Pic. 5				
VFM2600A	FILTER	20 Mesh	GREEN	
VFM2601	FILTER	30 Mesh	BLUE	
VFM2602	FILTER	50 Mesh	ORANGE	
VFM2603	FILTER	70 Mesh	YELLOW	
VFM2604	FILTER	100 Mesh	BLACK	
VFM2605	FILTER	150 Mesh	RED	
VFM2606	FILTER	200 Mesh	WHITE	
Pic. 6				
VFM2701	FILTER	30 Mesh	BLUE	
VFM2702	FILTER	50 Mesh	ORANGE	
VFM2703	FILTER	70 Mesh	YELLOW	
VFM2704	FILTER	100 Mesh	BLACK	
VFM2705	FILTER	150 Mesh	RED	
VFM2706	FILTER	200 Mesh	WHITE	
Pic. 7				
VFM3010	FILTER	30 Mesh		ø 87 mm nylon
0040720100	FILTER	50 Mesh		ø 87 mm nylon
VFM3012	FILTER	100 Mesh		ø 83 mm nylon
Pic. 8				
VFM3013	FILTER	20 Mesh		ø 87,5 mm

PIC. 1



PIC. 2



PIC. 3



PIC. 4




PIC. 5



PIC. 6



PIC. 7



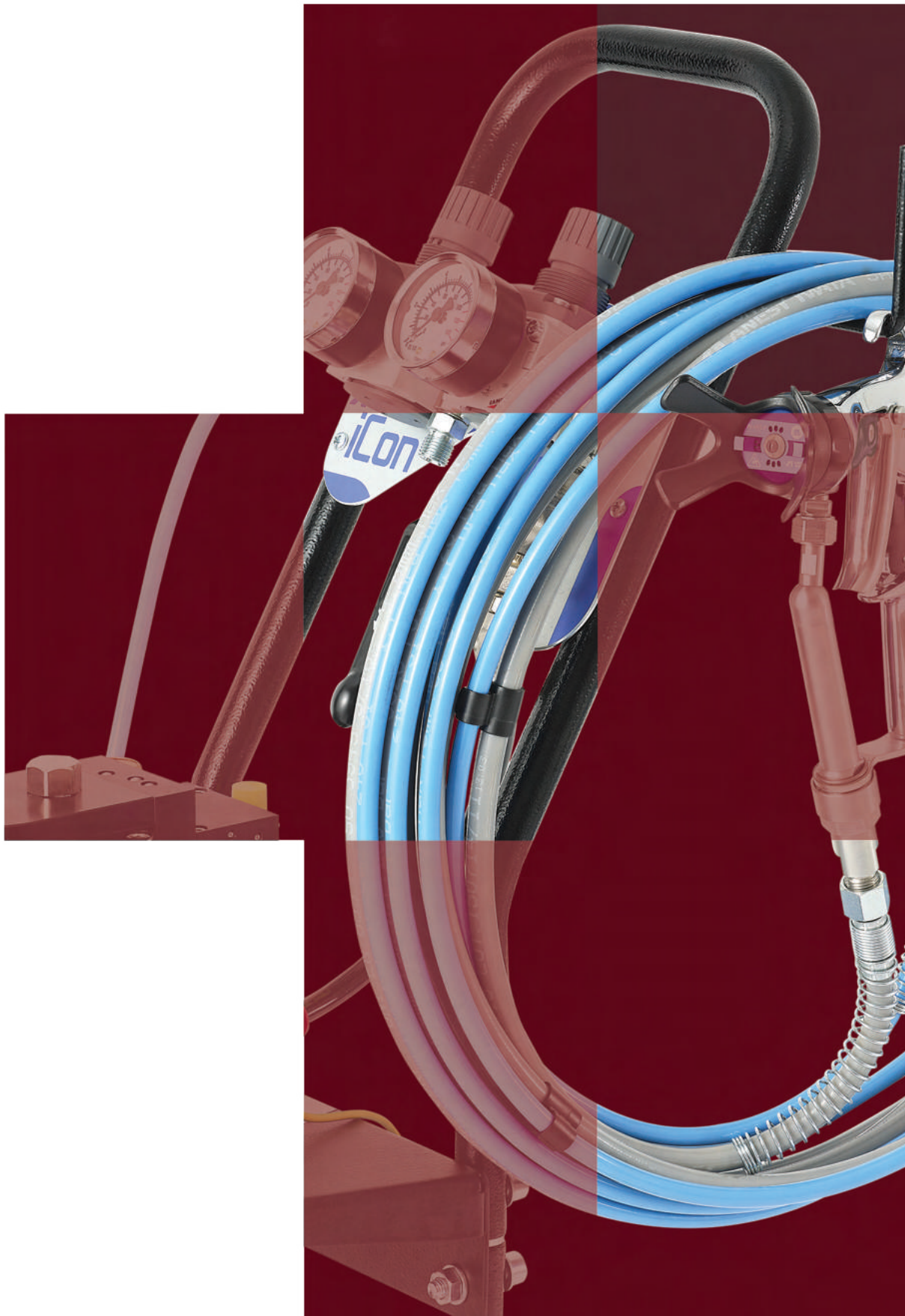
PIC. 8



4

PAINT
SUPPLY
SYSTEM

HIGH
PRESSURE
MULTI SPRAY
EQUIPMENTS



MULTI SPRAY GUNS

MSGGS-200 EVO MULTI SPRAY GUN SERIES

MSGGS-200 evo

MULTI SPRAY GUN with SHORT & LONG FILTER

Premium Quality Multi Spray Gun series. The MSGGS-200 combines the advantage of Airless Technology (speed, low overspray) with the advantages of HVLP Technology, resulting in a product with high Transfer Efficiency and excellent finish quality. Available in two different version: with short filter for standard application and with long filter for intensive applications.



Long
FILTER



Short
FILTER



Smart
Spray Tip Guard



**DON'T USE
MORE THAN 50 Bar!**

**REVISITED
DESIGN**

TECHNICAL DATA	LONG FILTER	SHORT FILTER
Max. Fluid Pressure:	(120 bar) or (250 bar)	
Max. Air Pressure:	7.0 bar	
Air inlet joint:	G1/4"	
Fluid inlet joint:	(NPSM 1/4") or (JIC 1/2")	
Paint filter:	100 Mesh (standard)	
Working Temperature range:	5~40 °C	

ORDER INFORMATION

120 BAR

mesh	TYPE	bar	bar	g
------	------	-----	-----	---

MSGGS-200 EVO - NPSM 1/4"

13001040	MSGGS-200 EVO 120 SN MULTI SPRAY GUN	100 Mesh	SHORT	120	7.0	537
13001050	MSGGS-200 EVO 120 LN MULTI SPRAY GUN	100 Mesh	LONG			584

MSGGS-200 EVO - JIC 1/2"

13000250	MSGGS-200 EVO 120 SJ MULTI SPRAY GUN	100 Mesh	SHORT	120	7.0	537
13000240	MSGGS-200 EVO 120 LJ MULTI SPRAY GUN	100 Mesh	LONG			584

250 BAR

mesh	TYPE	bar	bar	g
------	------	-----	-----	---

MSGGS-200 EVO - NPSM 1/4"

13001060	MSGGS-200 EVO 250 SN MULTI SPRAY GUN	100 Mesh	SHORT	250	7.0	545
13001070	MSGGS-200 EVO 250 LN MULTI SPRAY GUN	100 Mesh	LONG			587

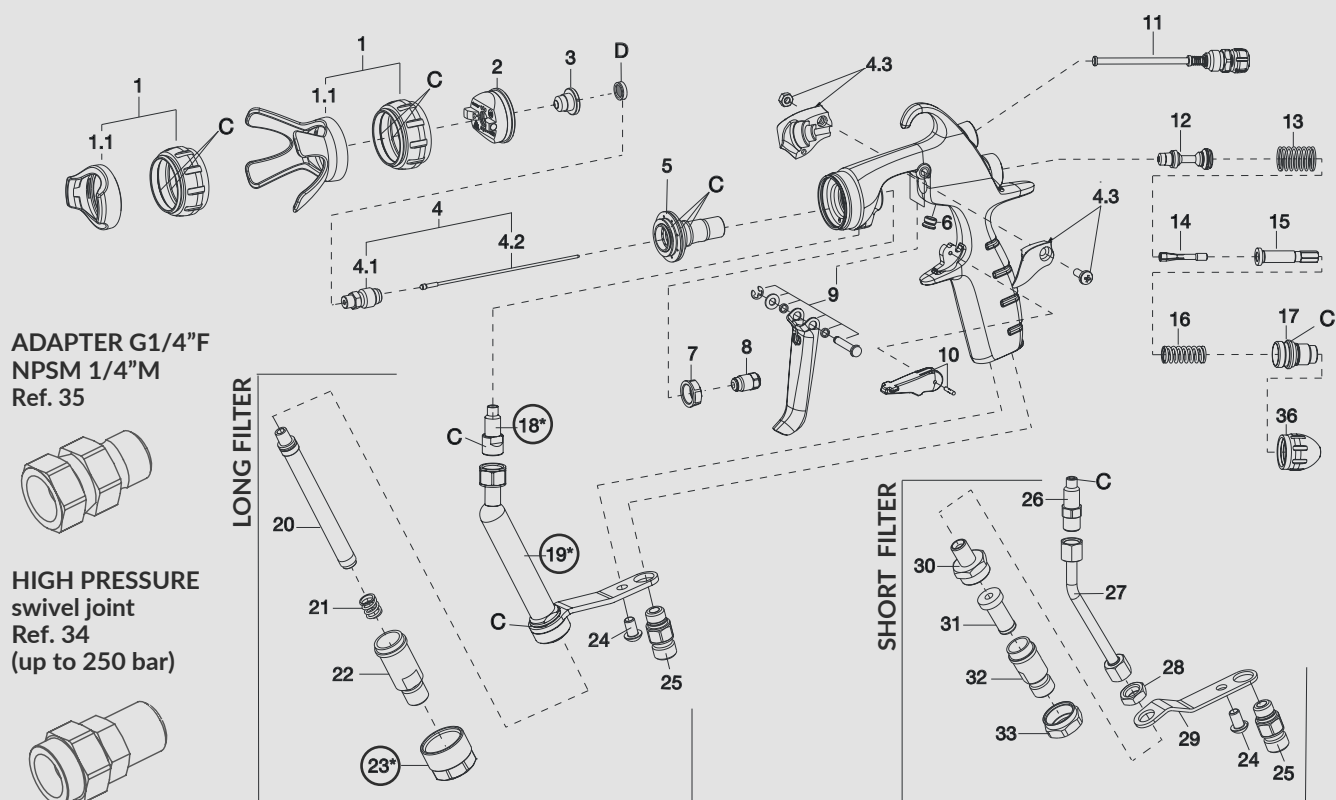
MSGGS-200 EVO - JIC 1/2"

13000270	MSGGS-200 EVO 250 SJ MULTI SPRAY GUN	100 Mesh	SHORT	250	7.0	545
13000260	MSGGS-200 EVO 250 LJ MULTI SPRAY GUN	100 Mesh	LONG			587

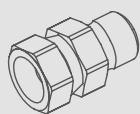
HIGH PRESSURE



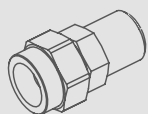
MSGS-200 EVO MULTI SPRAY GUNS



ADAPTER G1/4\"/>



HIGH PRESSURE swivel joint Ref. 34 (up to 250 bar)



SPARE PARTS

REF.	CODE	DESCRIPTION	MODEL
1	93004420	AIR CAP COVER	
1-1	93004430	SPRAY TIP GUARD	
1	93004490	AIR CAP COVER	SHORT TYPE
1-1	93004500	SPRAY TIP GUARD	Less than 50 bar!
2	93004320	AIR CAP	
3		NOZZLE TIP	All sizes in the TIP CHART
4	93004160	FLUID NOZZLE + FLUID NEEDLE SET	
4-1	93004170	FLUID NOZZLE	
4-2	93004450	FLUID NEEDLE	
4-3	930336A0	NEEDLE PROTECTION KIT	
5	93004230	NOZZLE HOLDER	
6	93004310	PLUG	
7	93004300	NUT	
8	93004410	NEEDLE PACKING SET	
9	93004200	TRIGGER SET	
10	93004190	SAFETY LOCK SET	
11	93004290	PATTERN ADJUSTMENT	
12	93004260	AIR VALVE	
13	93004330	AIR VALVE SPRING	
14	93004240	COLLET	
15	93004250	NEEDLE BUSHING	
16	93004270	NEEDLE SPRING	250 bar
16	93004150	NEEDLE SPRING	120 bar
17	93004280	NEEDLE GUIDE	
18*	930144A0	LONG FILTER JOINT	
19*	930140A0	LONG FILTER CASE	LONG FILTER
20	VFM2002	FILTER 50 MESH	
20	VFM2004	FILTER 100 MESH	LONG FILTER
20	VFM2005	FILTER 150 MESH	
20	VFM2006	FILTER 200 MESH	

REF.	CODE	DESCRIPTION	MODEL
21	93004380	FILER SPRING	
22	93004360	FILTER JOINT G1/4"	
22	93002270	FILTER JOINT JIC 1/2"	LONG FILTER
22	93005670	FILTER JOINT NPSM 1/4"	
23*	930138A0	FILTER NUT	
24	93004350	SCREW	
25	93004340	AIR NIPPLE G1/4"	
26	93004530	FLUID JOINT	
27	93004130	FLUID TUBE	
28	93514240	NUT	
29	93004140	PLATE	
30	93514230	SHORT FILTER CASE	
30	VFM2801/S	FILTER 60 MESH	
30	VFM2802/S	FILTER 100 MESH	SHORT FILTER
30	VFM2803/S	FILTER 200 MESH	
32	93515230	FILTER JOINT G1/4"	
32	93002280	FILTER JOINT JIC 1/2"	
32	93005680	FILTER JOINT NPSM 1/4"	
33	93516230	FILTER NUT	
C	93004210	PACKING SET	(8 pcs./1 pk.)
D	93004850	TIP FILTER SET	(5 pcs./1 pk.)
D	93004860	TIP PACKING SET	(5 pcs./1 pk.)
34	03004520	SWIVEL JOINT - GAS	
34	93005960	SWIVEL JOINT - NPSM	
35	94006030	ADAPTER G1/4\"/>	
36	93004400	PLUG	
	930155A0	LONG FILTER UPGRADE KIT (18* + 19* + 23*)	

MULTI SPRAY

MULTI SPRAY NOZZLE TIPS CHART

MSG5-200
evo

NOZZLE TIP

APPLICATION	°Angle	10°		20°		30°		40°		50°	
	Ø inch (mm)	Mark	Code	Mark	Code	Mark	Code	Mark	Code	Mark	Code
NATURAL AND CLEAR PAINTS, OILS, RELEASE AGENTS, STAINS	0,007 (0,18)	0710	14216770	0720	14216830	0730	14216910	0740	14216521		
	0,009 (0,23)	0910	14216780	0920	14216840	0930	14216920	0940	14216541	0950	14216551
SYNTETIC RESIN AND PVC PAINTS, SOLVENT AND WATER PAINTS	0,011 (0,28)	1110	14216790	1120	14216850	1130	14216930	1140	14216581	1150	14216591
PRIMER, FILLER, RUST PROTECTION PAINTS, LATEX PAINTS, DISPERSION PAINTS, ROOF COATINGS, GLUE	0,013 (0,33)	1310	14216800	1320	14216860	1330	14216940	1340	14216621	1350	14216631
	0,015 (0,38)	1510	14216810	1520	14216870	1530	14216950	1540	14216671	1550	14216681
	0,016 (0,41)	1610	14216820	1620	14216880	1630	14216960	1640	14216710	1650	14216720
	0,018 (0,46)			1820	14216890	1830	14216970	1840	14216571	1850	14216761
	0,020 (0,50)					2030	14216980	2040	14215920	2050	14215830
	0,022 (0,56)			2220	14216900	2230	14216990	2240	14215930	2250	14215840
	0,024 (0,61)					2430	14217000	2440	14215940	2450	14215850
	0,027 (0,69)							2740	14215950	2750	14215860
FLAME RETARDANT, SPRAY PUTTY, CORROSION PROTECTION, FILLED COLOURS	0,029 (0,74)							2940	14215960	2950	14215870
	0,031 (0,79)							3140	14215970	3150	14215880
	0,033 (0,84)										
	0,035 (0,89)							3540	14215980	3550	14215890
	0,039 (0,99)									3950	14215900
	0,041 (1,04)										

SELECTION CHART



60°		70°		80°		90°		LONG FILTER		SHORT FILTER	
Mark	Code	Mark	Code	Mark	Code	Mark	Code	Code	Code	Code	Code
								VFM2006 200 Mesh (74μ)			
									VFM2005 150 Mesh (100μ)	VFM2803/S 200 Mesh (74μ)	
1160	14215680	1170	14118410								
1360	14215690	1370	14118420	1380	14215560						
1560	14215700	1570	14118430	1580	14215570			VFM2004 100 Mesh (149μ)			VFM2005 150 Mesh (100μ)
1660	14215710	1670	14118440	1680	14215580	1690	14118310		VFM2003 65 Mesh (274μ)		
1860	14215720	1870	14118450	1880	14215590	1890	14118320				
2060	14215730	2070	14215910	2080	14215600	2090	14118330				
2260	14215740	2270	14216430	2280	14215610	2290	14118340				
2460	14215750	2470	14216440	2480	14215620	2490	14118350				
2760	14215760	2770	14216450	2780	14215630	2790	14118360				
2960	14215770	2970	14216460	2980	14215640	2990	14118370				
3160	14215780	3170	14216470	3180	14215650	3190	14118380				
3360	14215790										
3560	14215800	3570	14216480	3580	14215660	3590	14118390	VFM2001 30 Mesh (595μ)			
3960	14215810										
4160	14215820	4170	14216490	4180	14215670	4190	14118400				



Long FILTER

Short FILTER

MULTI SPRAY UNITS

ICON-M433N and ICON-M333N KIT

Icon® MULTI SPRAY KIT

FEATURES

STANDARD VERSIONS ARE ASSEMBLED ON CART

The kit includes:

Icon Multi Spray Pump

Multi Spray Gun MSGS-200

Conductive high pressure Twin Hose NHT-25075 N IC (Air/Fluid)

AVAILABLE with
SUCTION HOSE
or **HOPPER SET**



NHT-25075 N IC
code: 14000520



ORDER INFORMATION

CODE	MODEL	RATIO	FLUID OUTPUT		TYPE	MAX. FLUID PRESS.	GUN MODEL	TYPE OF FILTER	TWIN HOSES
ICON-M433N MULTI SPRAY UNIT							MSGS-200 Multi Spray Gun		
14000140	ICON-M433N-S1	36:1	88 ml/cyc	5,2 l/min	SUCTION HOSE SET	252 bar	MSGS-200-250L	Long - 100 Mesh	NHT-25075 N IC (7.5 m)
14000180	ICON-M433N-S2						MSGS-200-250S	Short - 100 Mesh	
14000190	ICON-M433N-S3						MSGS-200-120L	Long - 100 Mesh	
14000200	ICON-M433N-S4						MSGS-200-120S	Short - 100 Mesh	
14000550	ICON-M433N-S5	36:1	88 ml/cyc	5,2 l/min	HOPPER SET	252 bar	MSGS-200-250L	Long - 100 Mesh	NHT-25075 N IC (7.5 m)
14000560	ICON-M433N-S6						MSGS-200-250S	Short - 100 Mesh	
14000670	ICON-M433N-S7						MSGS-200-120L	Long - 100 Mesh	
14000680	ICON-M433N-S8						MSGS-200-120S	Short - 100 Mesh	
ICON-M333N MULTI SPRAY UNIT							MSGS-200 Multi Spray Gun		
14000150	ICON-M333N-S1	32:1	60 ml/cyc	3,6 l/min	SUCTION HOSE SET	224 bar	MSGS-200-250L	Long - 100 Mesh	NHT-25075 N IC (7.5 m)
14000210	ICON-M333N-S2						MSGS-200-250S	Short - 100 Mesh	
14000220	ICON-M333N-S3						MSGS-200-120L	Long - 100 Mesh	
14000230	ICON-M333N-S4						MSGS-200-150S	Short - 100 Mesh	
14000530	ICON-M333N-S5	32:1	60 ml/cyc	3,6 l/min	HOPPER SET	224 bar	MSGS-200-250L	Long - 100 Mesh	NHT-25075 N IC (7.5 m)
14000540	ICON-M333N-S6						MSGS-200-250S	Short - 100 Mesh	
14000700	ICON-M333N-S7						MSGS-200-120L	Long - 100 Mesh	
14000710	ICON-M333N-S8						MSGS-200-120S	Short - 100 Mesh	

WALL MOUNT CONVERSION KIT

CODE	DESCRIPTION
04005460	WALL MOUNT CONVERSION KIT
ACCESSORIES	
04005870	HOPPER SET G1 (6 lt.) for ICON-M433N
04005510	HOPPER SET G1/2" (6 lt.) for ICON-M333N



HIGH PRESSURE



ICON-M433N and ICON-M333N UNITS

icon® MULTI SPRAY PUMPS



From general wood and metal painting to exterior surface coating up to boat repair, ICON® Multi Spray Pumps for medium to high pressure applications are ideally suited to the requirements of the industrial sector. ICON® Pumps' strong points are their extremely simple assembly, disassembly, and maintenance, along with their excellent reliability.

FEATURES

STANDARD VERSIONS ARE ASSEMBLED ON CART

- 2 Air Pressure Regulators (one for the Pump and one for the Spray Gun)
- Delivery Paint Filter (TF-8N)
- Dip Tube with Filter
- Fluid Recirculation Hose
- Overpressure Safety Valve

AVAILABLE with
SUCTION HOSE
or **HOPPER SET**



MULTI SPRAY ICON PUMPS

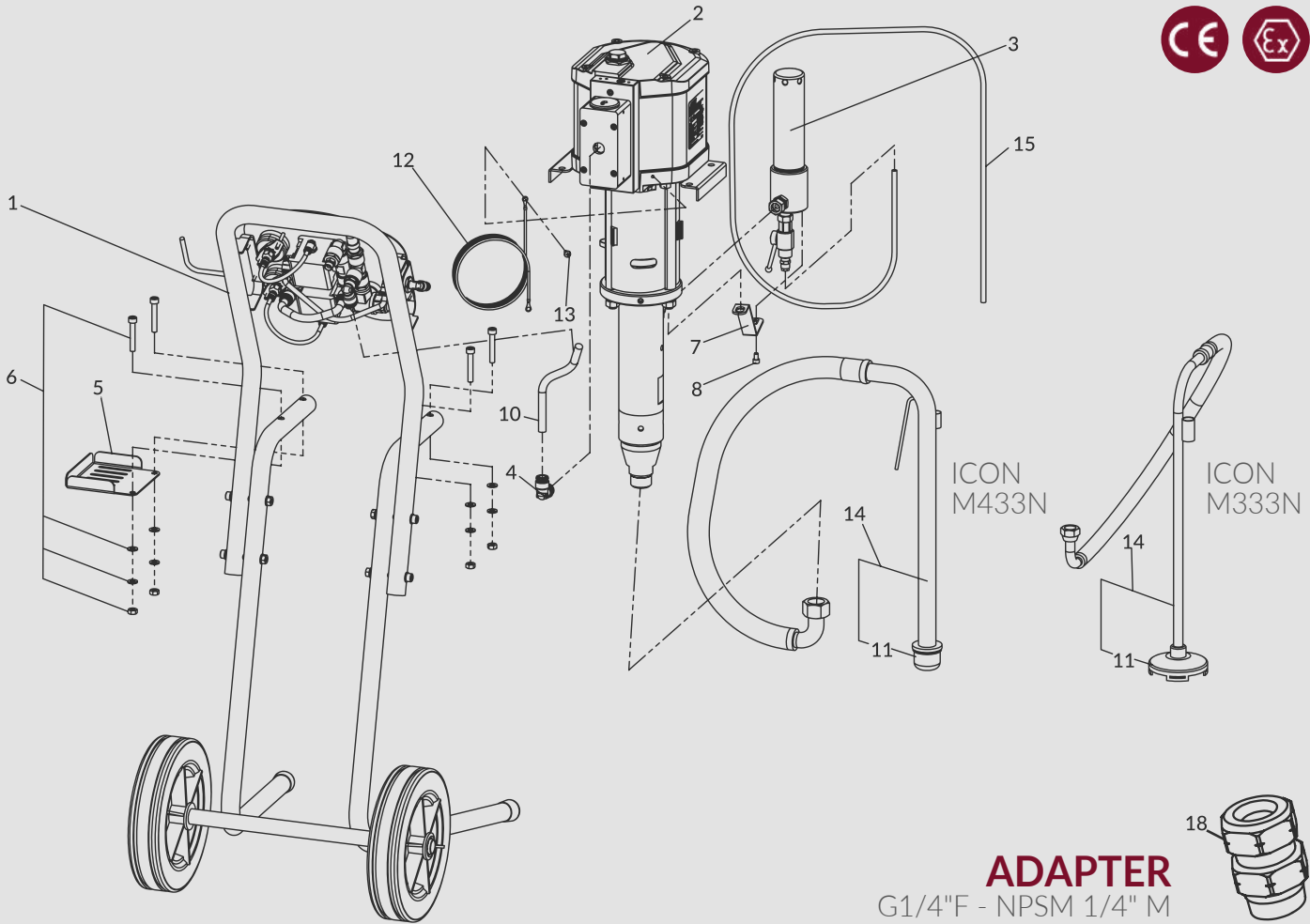
ORDER INFORMATION

CODE	MODEL	CONFIGURATION
14050230	ICON-M433N	MULTI SPRAY UNIT with STAINLESS STEEL Fluid Passages (36:1) Supplied with SUCTION HOSE SET
14000690	ICON-M433N-S9	MULTI SPRAY UNIT with STAINLESS STEEL Fluid Passages (36:1) Supplied with HOPPER SET (6 lt.)
14050240	ICON-M333N	MULTI SPRAY UNIT with STAINLESS STEEL Fluid Passages (32:1) Supplied with SUCTION HOSE SET
14000720	ICON-M333N-S9	MULTI SPRAY UNIT with STAINLESS STEEL Fluid Passages (32:1) Supplied with HOPPER SET (6 lt.)

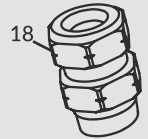
TECHNICAL DATA		ICON-M433N	ICON-M333N
Plunger Pump:		PP-3688N	PP-3260N
Weight:		46.5 Kg	40 Kg
Dimensions (LxWxH):		496 x 627 x 1164 mm	
Paint Filter:	Delivery Paint Filter	TF-8N (100 Mesh)	
	Fluid Suction Filter	15 mesh	50 mesh
Max. Fluid Working Pressure:		252 bar (25.2 MPa)	224 bar (22.4 MPa)
Max. Air Inlet Pressure:		7.0 bar (0.7 MPa)	
Pressure Ratio:		36:1	32:1
Working Temperature:		5°~40° C	
Noise Level:		99.7 dB(A)	97.2 dB(A)
Compressor Required Power:		> 1.5 Kw	
Fluid Output:	Max. Fluid Delivery	88 ml	60 ml
	Max. Volume/Min.	5.2 l/min	3.6 l/min
No. Of Cycles Per Minute		60 cyc	
Air Supply Nipple (To Gun)		G1/4"	
Air Supply Nipple (To Pump)		G1/4"	
Fluid Supply Nipple (To Gun)		NPSM 1/4"	

MULTI SPRAY UNITS

ICON-M433N and ICON-M333N



ADAPTER
G1/4"F - NPSM 1/4" M



SPARE PARTS

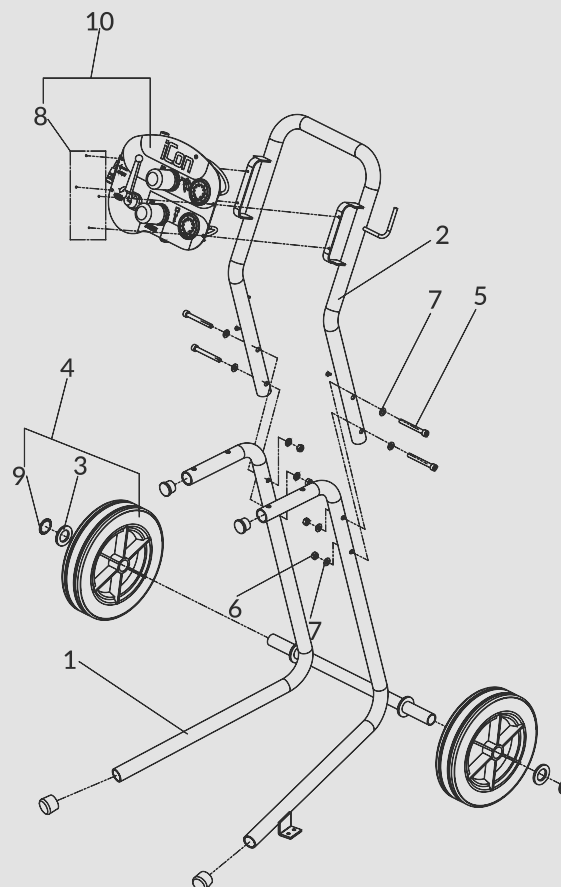
REF.	CODE	DESCRIPTION		ICON-M433N	ICON-M333N
1	04445670	CART FRAME SET		x	x
2	14050130	PLUNGER PUMP SET	PP-3688N	x	--
2	14050140	PLUNGER PUMP SET	PP-3260N	--	x
3	1457000000	DELIVERY PAINT FILTER SET	TF-8N	x	x
4	04444920	ELBOW MALE ADAPTOR	1/2"x ø12	x	x
5	04444740	TIP STAY		x	x
6	94447890	BOLT and NUT SET for PUMP HEX. SOCKET BOLT (4 pcs.) + NUT (4 pcs.) + SPRING WASHER (4 pcs.) + WASHER (4 pcs.)		x	x
7	04001270	FILTER STAY		x	x
8	06350612	BOLT WITH HEX. HOLE	M6x10	x	x
10	04444690	AIR HOSE		x	x
11	04444760	SUCTION FILTER SET	M28x1.5 15mesh	x	--
11	UL10000701	SUCTION FILTER SET	M15x50mesh	--	x
12	ME100001	GROUND WIRE SET		x	x
13	06155024	SCREW	M5x10	x	x
14	94444750	SUCTION HOSE SET		x	--
14	0101010000	SUCTION HOSE SET		--	x
15	00100030	DRAIN HOSE	8x6	x	x
16	94445770	PACKING PROTECTION LIQUID		x	x
17	04445760	HOOK SPANNER		x	x
18	94006030	ADAPTER	G1/4"F - NPSM 1/4"M	x	x



ICON-M433N and ICON-M333N

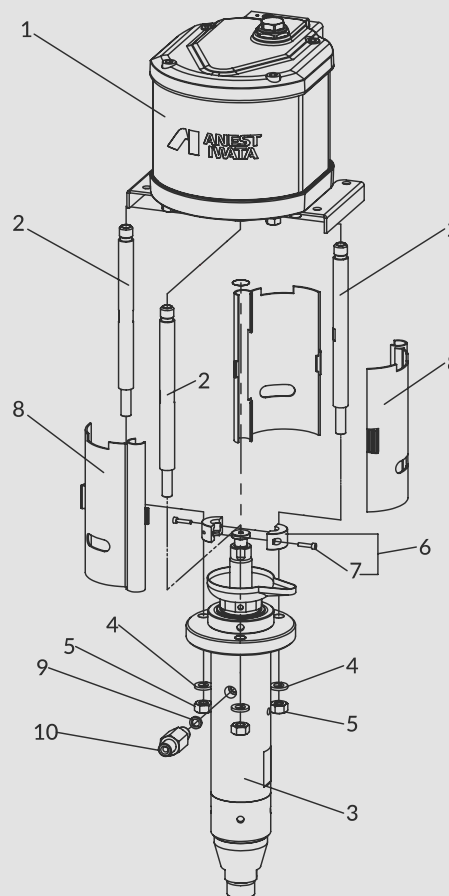
CART FRAME SET

REF.	CODE	DESCRIPTION	
1	94445680	CART FRAME	
2	04444730	HANDLE FRAME	
3	04445720	WHEEL WASHER	
		WHEEL SET	
4	94444960	WHEELS (2 pcs.) +WASHERS (2 pcs.)+SELF LOCKING RINGS (2 pcs.)	
5	04447890	BOLT WITH HEX. HOLE	M8
6	06361081	HEX. NUT	M8
7	06363080	WASHER	M8
8	94444790	SOCKET BUTTON HEAD SCREW (4 pcs.)	
9	04447900	SELF LOCKING RING	
		AIR REGULATOR SET	
10	94445740	AIR REGULATOR SET (1 pc.) + SOCKET BUTTON HEAD SCREW (4 pcs.)	



PLUNGER PUMP SET

REF.	CODE	DESCRIPTION	
1	04946700	AIR MOTOR SET for ICON-M433N	
1	04946750	AIR MOTOR SET for ICON-M333N	
2	04938220	CONNECTING ROD	
3	04946730	FLUID PUMP SET for ICON-M433N	
3	04946760	FLUID PUMP SET for ICON-M333N	
4	06362120	SPRING WASHER	M12
5	06361121	HEX. NUT	M12
		COUPLING SET	ICON-M433N
6	94938230	COUPLINGS (2 pcs.) + BOLT WITH HEXAGON HOLE (2 pcs.)	
		COUPLING SET	ICON-M333N
6	94943870	COUPLINGS (2 pcs.) + BOLT WITH HEXAGON HOLE (2 pcs.)	
7	94939540	BOLT WITH HEX. HOLE (2 pcs.)	M4x20
8	04938240	ROD COVER	
9	04938260	FLUID OUTPUT PACKING	
10	04938250	FLUID OUTPUT JOINT	



MULTI SPRAY UNITS

ICON-M433N and ICON-M333N

AIR MOTOR SET

REF.	CODE	DESCRIPTION	ICON-M433N	ICON-M333N	
1	94938600	BOTTOM MODULE	x	--	
1	94944860	BOTTOM MODULE	--	x	
2	94938620	METAL SET	METAL \varnothing 22 x \varnothing 32 x L22 + SEEGER	x	--
2	94944870	METAL SET	METAL \varnothing 18 x \varnothing 25 x L25 + SEEGER	--	x
3*	94943830	"U" PACKING SET	"U" PACKING + SEEGER	x	--
3*	94946600	"U" PACKING SET	"U" PACKING + SEEGER	--	x
4	94939290	AIR PISTON		x	--
4	94944900	AIR PISTON		--	x
5	94939300	PISTON ROD		x	--
5	94944910	PISTON ROD		--	x
6*	04943730	'O' RING	\varnothing 5.34 x \varnothing 145.42	x	--
6*	04944980	'O' RING	\varnothing 5.34 x \varnothing 113.7	--	x
7	96471162	WASHER	M16 (2 pcs.)	x	--
7	96471142	WASHER	M14 (2 pcs.)	--	x
8	04939460	SELF LOCKING HEX. NUT	M16	x	--
8	04944960	SELF LOCKING HEX. NUT	M14	--	x
9	94939270	CYLINDER		x	--
9	94944880	CYLINDER		--	x
10	94943740	'O' RING SET	\varnothing 3 x \varnothing 154 (2 pcs.)	x	--
10	94944990	'O' RING SET	\varnothing 3 x \varnothing 119.5 (2 pcs.)	--	x
11	94939320	PILOT AIR HOSE SET	PILOT AIR HOSE (2 pcs.) + 'O' RING (4 pcs.)	x	x
12*	96637607	'O' RING SET	'O' RING \varnothing 1.5 x \varnothing 6.5 (4 pcs.)	x	x
13	94939310	HEAD MODULE		x	--
13	94944920	HEAD MODULE		--	x
14	94939480	BOLT NUT SET BOLT M10 x L180 (4 pcs.) + NUT M10 (4 pcs.) + SPRING WASHER M10 (4 pcs.)		x	--
14	94944970	BOLT NUT SET BOLT M8 x L180 (4 pcs.) + NUT M10 (4 pcs.) + SPRING WASHER M10 (4 pcs.)		--	x
15	94939350	MODULE PACKING SET	(2 pcs.)	x	x
16	94939520	BOLT WITH HEX. HOLE SET	M5xL35 (2 pcs.)	x	x
17	04939340	SUB PLATE PACKING		x	x
18	94939330	SUB PLATE		x	x
19	94946720	AIR OPERATING VALVE SET	AIR OPERATING VALVE + SUB PLATE PACKING	x	x
20	94939530	BOLT WITH HEX. HOLE SET	M5x75 (4 pcs.)	x	x
21	04939450	PUMP STAY "L"		x	--
21	04944950	PUMP STAY "L"		--	x
22	04939440	PUMP STAY "R"		x	--
22	04944940	PUMP STAY "R"		--	x
23	94939490	BOLT WITH HEX. HOLE + SPRING WASHER BOLT M8x16 (4 pcs.) + SPRING WASHER M8 (4 pcs.)		x	x
24	94447750	CYLINDER COVER		x	--
24	94447830	CYLINDER COVER		--	x
25	94946710	DOUBLE ACTION PILOT VALVE		x	x
	04001490	AIR MOTOR MAINTENANCE KIT		x	--
	04002030	AIR MOTOR MAINTENANCE KIT		--	x

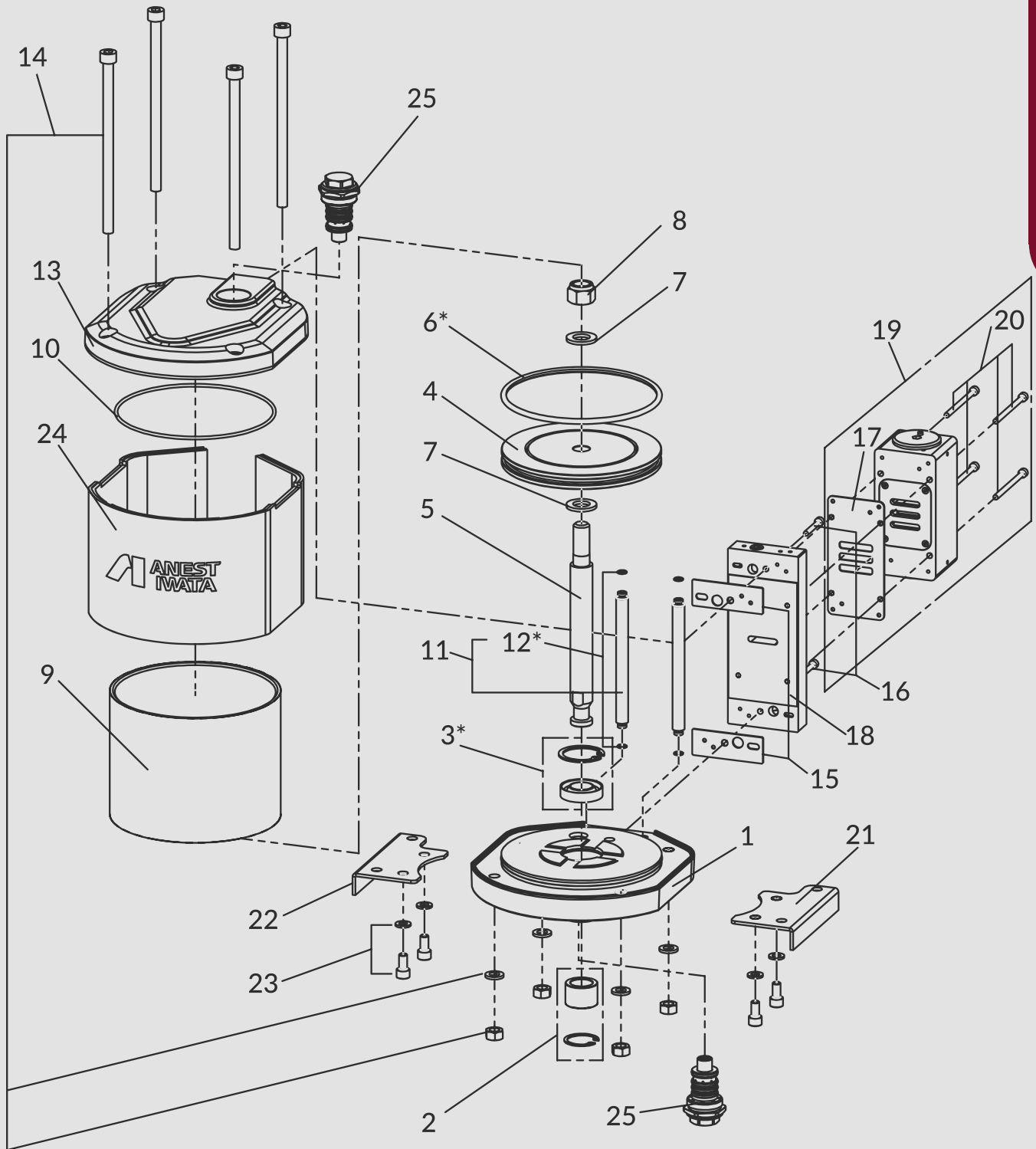
(*) Spare parts included in MAINTENANCE KIT

HIGH PRESSURE



ICON-M433N and ICON-M333N

MULTI SPRAY ICON PUMPS



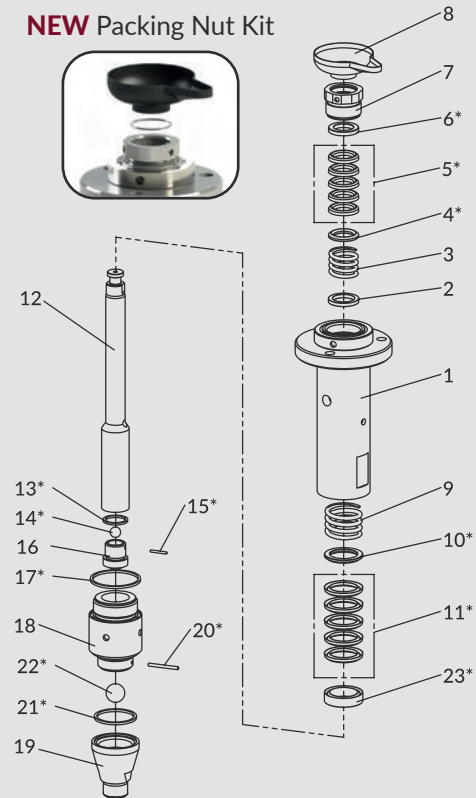
MULTI SPRAY UNITS

ICON-M433N and ICON-M333N

FLUID PUMP SET for ICON-M433N

REF.	CODE	DESCRIPTION
1	04001520	SUCTION TUBE WITH FLANGE
2	04938380	SPRING HOLDER
3	04938370	UPPER SPRING
4*	04938320	UPPER "V" PACKING MALE ADAPTOR
5*	04001500	UPPER PACKINGS KIT ("V" PACKINGS PE 3 pcs. + PTFE 2 pcs.)
6*	04938350	UPPER "V" PACKING FEMALE ADAPTOR
7	940175A0	PACKING NUT KIT (PACKING NUT+'O' RING)
7-1	960053A0	'O' RING
8	04938490	THINNER CUP
9	04938360	LOWER SPRING
10*	04938470	LOWER "V" PACKING MALE ADAPTOR
11*	04001510	LOWER PACKINGS KIT ("V" PACKINGS PE 3 pcs. + PTFE 2 pcs.)
12	94938400	SUCTION ROD
13*	04938420	VALVE HOLDER PACKING
14*	06662045	BALL 9/16"
15*	04938430	VALVE HOLDER PIN
16	94938410	VALVE HOLDER
17*	04000210	SUCTION TUBE PACKING
18	94938300	SUCTION CONNECTOR
19	94938310	VALVE ADAPTOR
20*	04938390	LOWER PIN
21*	04000140	ADAPTOR PACKING
22*	06662100	BALL 1"
23*	04938440	LOWER "V" PACKING FEMALE ADAPTOR
	04002020	FLUID PUMP MAINTENANCE KIT

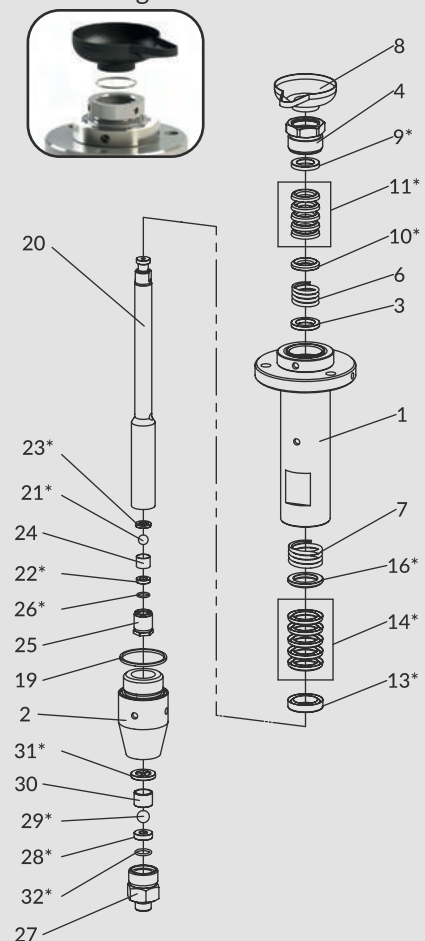
NEW Packing Nut Kit



FLUID PUMP SET for ICON-M333N

REF.	CODE	DESCRIPTION
1	04002100	SUCTION TUBE WITH FLANGE
2	94943910	SUCTION CONNECTOR
3	04944740	SPRING HOLDER
4	940176A0	PACKING NUT KIT (PACKING NUT+'O' RING)
4-1	960053A0	'O' RING
6	04944730	UPPER SPRING
7	04944720	LOWER SPRING
8	04938490	THINNER CUP
9*	04943990	UPPER "V" PACKING FEMALE ADAPTOR
10*	04943960	UPPER "V" PACKING MALE ADAPTOR
11*	04002040	UPPER PACKINGS KIT ("V" PACKINGS PE 3 pcs. + PTFE 2 pcs.)
13*	04944810	LOWER "V" PACKING FEMALE ADAPTOR
14*	04002060	LOWER PACKINGS KIT ("V" PACKINGS PE 3 pcs. + PTFE 2 pcs.)
16*	04944840	LOWER "V" PACKING MALE ADAPTOR
19	04000240	SUCTION TUBE PACKING
20	94944750	SUCTION ROD
21*	06662040	BALL 1/2"
22*	04944780	VALVE SEAT
23*	04944770	VALVE HOLDER PACKING
24	04944790	BALL GUIDE
25	04944760	VALVE HOLDER
26*	04944800	'O' RING \varnothing 2 x \varnothing 13
27	04943920	VALVE ADAPTOR
28*	04943930	VALVE SEAT
29*	06662050	BALL 5/8"
30	04943940	BALL GUIDE
31*	04943950	ADAPTOR PACKING
32*	04946590	'O' RING \varnothing 2.5 x \varnothing 17
	04002120	FLUID PUMP MAINTENANCE KIT

NEW Packing Nut Kit

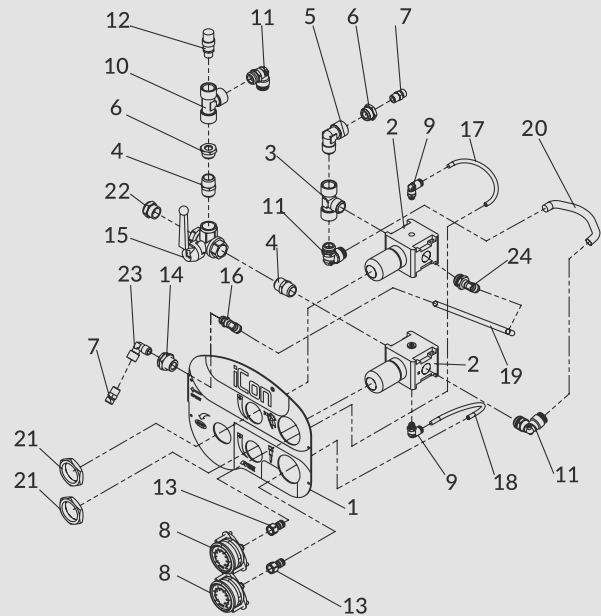


(* Spare parts included in MAINTENANCE KIT)

ICON-M433N and ICON-M333N

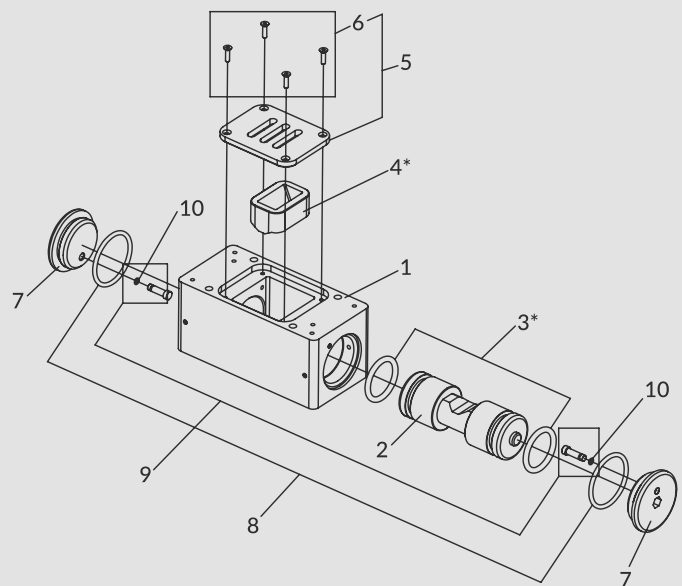
AIR REGULATOR SET

REF.	CODE	DESCRIPTION	
1	04444640	PANEL	
2	04444800	AIR REGULATOR	
3	04445850	"T" ADAPTOR	1/2" FMF
4	04444910	NIPPLE	1/2"
5	04444930	ELBOW UNION	1/2" MF
6	04444860	REDUCER	G1/2"-G1/4"
7	UL30010501	SPECIAL NIPPLE	R1/4" - G1/4"
8	04444650	PRESSURE GAUGE	
9	04444940	ELBOW UNION	1/8"- ϕ 6
10	04444850	"T" ADAPTOR	1/2" FFF
11	04444920	ELBOW MALE ADAPTOR	1/2"x ϕ 12
12	UL30036000	SAFETY VALVE	
13	04444950	FEMALE ADAPTOR	1/4"- ϕ 6
14	04444870	BULKHEAD CONNECTOR	1/4"
15	04444840	3-WAY VALVE	1/2"
16	04447940	ELBOW UNION	1/8"- ϕ 8
17	04444670	AIR HOSE 1	ϕ 6 - 160 mm
18	04447920	AIR HOSE 2	ϕ 6 - 200 mm
19	04444680	AIR HOSE 3	ϕ 8 - 80 mm
20	04447930	AIR HOSE 5	ϕ 12
21	04444830	TOP MOUNTING RING	
22	04447820	EXHAUST FILTER	
23	04001230	ELBOW JOINT	1/4"
24	04001130	ELBOW UNION	1/2" ϕ 8



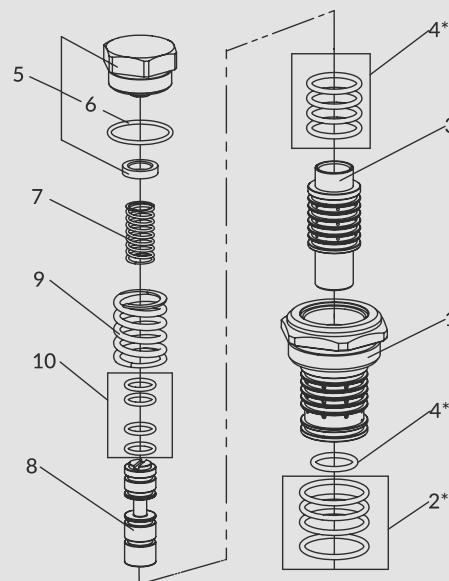
AIR OPERATING VALVE

REF.	CODE	DESCRIPTION	
1	94939360	CHANGEOVER MAIN BODY	
2	04939410	SPOOL	
3*	94000440	'O' RING SET ϕ 4 x ϕ 28	
4*	04939370	CHANGEOVER BLOCK	
5	94939380	SEAT PLATE SET [ref. 5 (1 pc.) + ref. 6 (4 pcs.)]	
6	94943720	HEX. SOCKET COUNTERSUNK SCREW	
7	04939390	SIDE CAP	
8	94943770	'O' RING ϕ 3 x ϕ 38	
9	94939400	DETENT PISTON SET [ref. 9 (2 pcs.) + ref. 10 (2 pcs.)]	
10	04943810	'O' RING ϕ 1 x ϕ 3	



DOUBLE ACTION PILOT VALVE

REF.	CODE	DESCRIPTION	
1	94938610	VALVE HOUSING	
2*	-	'O' RING	ϕ 2 x ϕ 21.5
3	94939220	VALVE	
4*	-	'O' RING	ϕ 2 x ϕ 14
5	94939230	CAP	
6	-	'O' RING	ϕ 1.5 x ϕ 22
7	04939240	SPOOL SPRING	
8	94939260	SPOOL	
9	04939250	VALVE SPRING	
10	-	'O' RING	ϕ 1.5 x ϕ 9
	04001390	PILOT VALVE 'O' RING KIT	



(*) Spare parts included in 'O' RING KIT

MULTI SPRAY UNITS

ICON-M233N MULTI SPRAY PUMP

Some serious jobs require a good partner, and the **Multispray** versions of the **Anest Iwata IconX-3 series** were developed to be your best workmate during long days of painting. The new cart frame design has the wall support mounted inside and it can work both with the **Suction Hose** or the **Hopper** to be as versatile as possible and meet your requirements.

The Pump is compact and therefore easily transportable, thanks to its new compact filter but at the same time its 30:1 ratio will allow you to work with the most viscous paints. Make sure to check out our highly compelling and economical X-3 Kits, consisting of the new Icon X-3 Pump, an **MSGS-200 EVO Multi Spray Gun** plus one of our updated High-Pressure Hoses.

FEATURES

New Delivery Paint Filter TF-1S (w/100 mesh filter)

Suction Hose with filter or Hopper set (6 lt.)

All wetted parts in stainless steel

Fluid valve seats in carbide

Hard chromed plate surfaces inside

Self-adjusting V packings

TECHNICAL DATA		ICON-M233N
PRESSURE RATIO:		30:1
MAX. FLUID WORKING PRESSURE:		210 bar (21 MPa)
MAX. AIR INLET PRESSURE:		7.0 bar (0.7 MPa)
AIR CONSUMPTION:		110 Nl/min. at 30 cyc/min.
FLUID OUTPUT:	MAX. FLUID DELIVERY	25 ml
	MAX. VOLUME/MIN.	2.5 l/min.
MAX. NO. OF CYCLES PER MIN.		100 cyc

The unit is delivered on a **CART FRAME** which by design includes the **WALL MOUNT**

icon[®]
X3

stainless steel



Version with
HOPPER SET (6lt.)



Version with
wall mount **BRACKET**



HIGH PRESSURE



ICON-M233N MULTI SPRAY KIT

CONFIGURATION of the ICON M233N KIT

ICON PUMP assembled either on **Cart Frame** or **Wall Mount**

2 Air Pressure Regulators (1 for the pump, 1 for the gun)

Delivery Paint Filter TF1-S (w/100 mesh filter)

Suction Hose (w/50 mesh filter)

or **Hopper Set 6 lt.** (w/50 mesh filter)

High Pressure Twin Hose

Multi Spray Gun **MSGGS-200 EVO**



**MSGGS-200
evo**



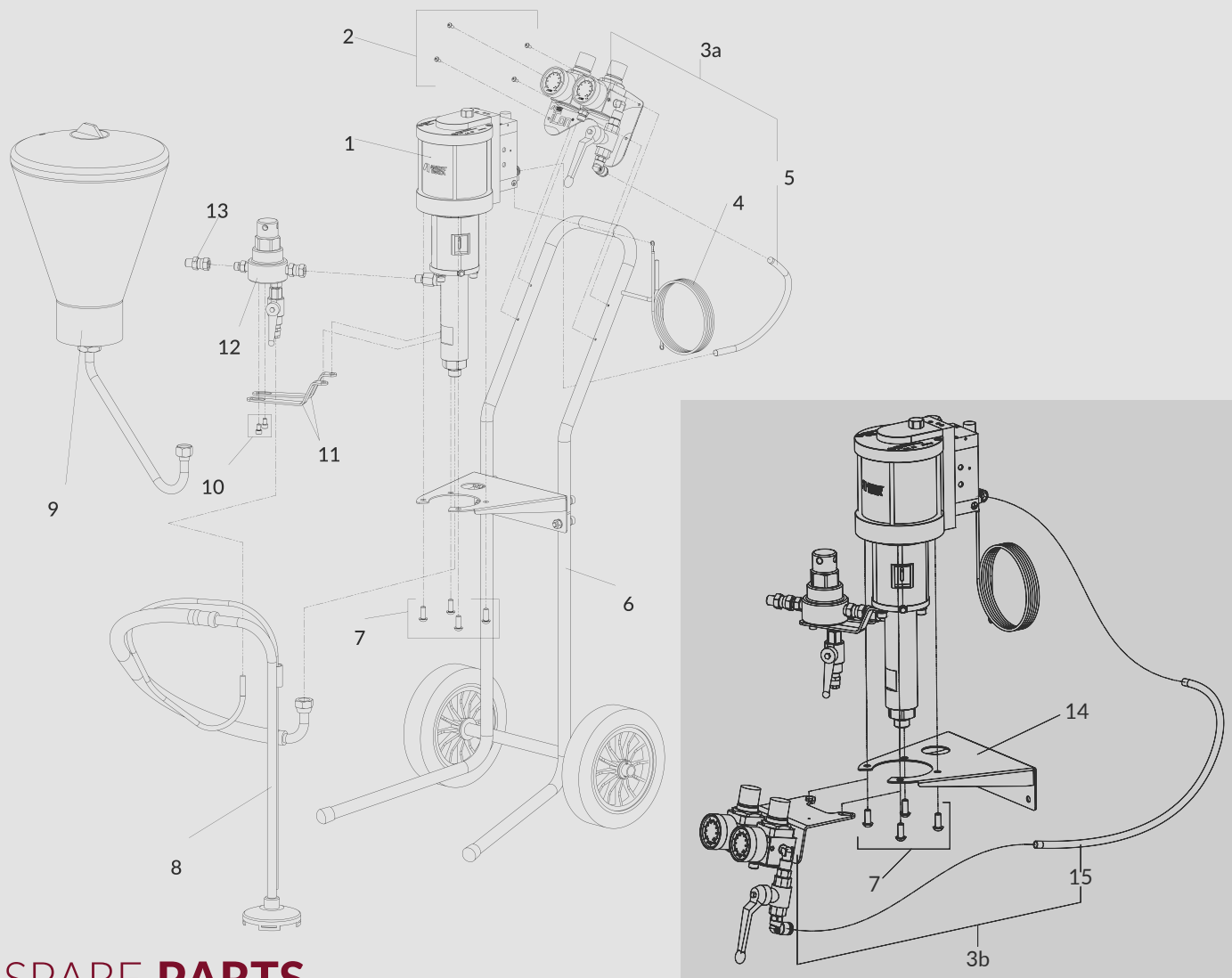
MULTI SPRAY ICON PUMPS

ORDER INFORMATION

MODEL	CODE	ASSEMBLED WITH:	MULTI SPRAY GUN	GUN FILTER	TWIN HOSE 7.5m
ICON-M233N MULTI SPRAY PUMP and KIT assembled on CART FRAME					
ICON-M233N-S	140012A0	SUCTION HOSE (w/50 mesh filter)	-	-	-
ICON-M233N-S1	140003A0		MSGGS 200 EVO -250LN	LONG - 100 Mesh	NHT-25075 N IC 14000520
ICON-M233N-S2	140004A0		MSGGS 200 EVO -250SN	SHORT - 100 Mesh	
ICON-M233N-H	140007A0	HOPPER SET (6lt.) (w/50 mesh filter)	-	-	-
ICON-M233N-H1	140008A0		MSGGS 200 EVO -250LN	LONG - 100 Mesh	NHT-25075 N IC 14000520
ICON-M233N-H2	140009A0		MSGGS 200 EVO -250SN	SHORT - 100 Mesh	
ICON-M233N MULTI SPRAY PUMP and KIT assembled on WALL MOUNT					
ICON-M233N-SWM	140019A0	SUCTION HOSE (w/50 mesh filter)	---	---	---
ICON-M233N-SWM1	140015A0		MSGGS 200 EVO -250LN	LONG - 100 Mesh	NHT-25075-N 14000470
ICON-M233N-SWM2	140016A0		MSGGS 200 EVO -250SN	SHORT - 100 Mesh	
ICON-M233N-HWM	140024A0	HOPPER SET (6 lt.) (w/50 mesh filter)	---	---	---
ICON-M233N-HWM1	140020A0		MSGGS 200 EVO -250LN	LONG - 100 Mesh	NHT-25075-N 14000470
ICON-M233N-HWM2	140021A0		MSGGS 200 EVO -250SN	SHORT - 100 Mesh	

MULTI SPRAY UNITS

ICON-M233N MULTI SPRAY PUMP



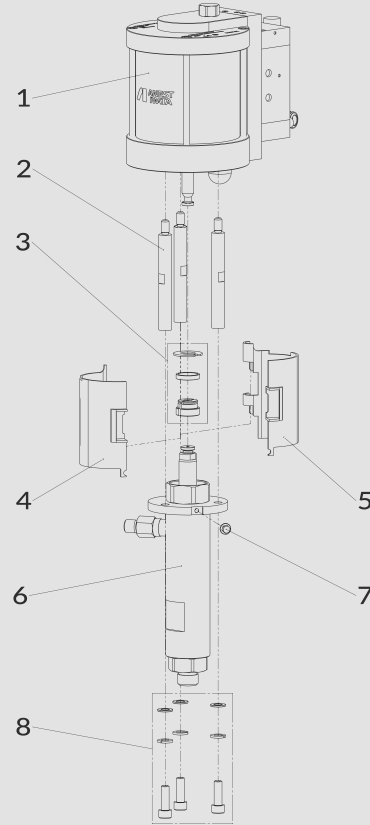
SPARE PARTS

REF.	CODE	DESCRIPTION
1	-	PLUNGER PUMP (PP-3025N)
2	94444790	SOCKET BUTTON HEAD SCREW (4 pcs)
3a	940188A0	AIR REGULATOR SET for CART FRAME version
3b	940189A0	AIR REGULATOR SET for WALL MOUNT version
4	ME100001	GROUND WIRE SET
5	940157A0	AIR HOSE 0,3 m
6	940085A0	CART FRAME
7	960055A0	HEX. SOCKET BUTTON HEAD SCREW M8x20 SET (4 pcs)
8	0101010000	SUCTION HOSE SET
9	04005510	HOPPER SET 6 lt.
10	960056A0	HEX. SOCKET BOLT M6x10 SET (2 pcs)
11	940052A0	FILTER STAY
12	140002A0	DELIVERY PAINT FILTER SET TF-1S
13	94006030	ADAPTER G1/4"F - NPSM 1/4"M
14	940192A0	WALL MOUNT SUPPORT
15	940060A0	AIR HOSE 0,5 m
	940213A0	AIR EXTENTION HOSE KIT

ICON-M233N MULTI SPRAY PUMP

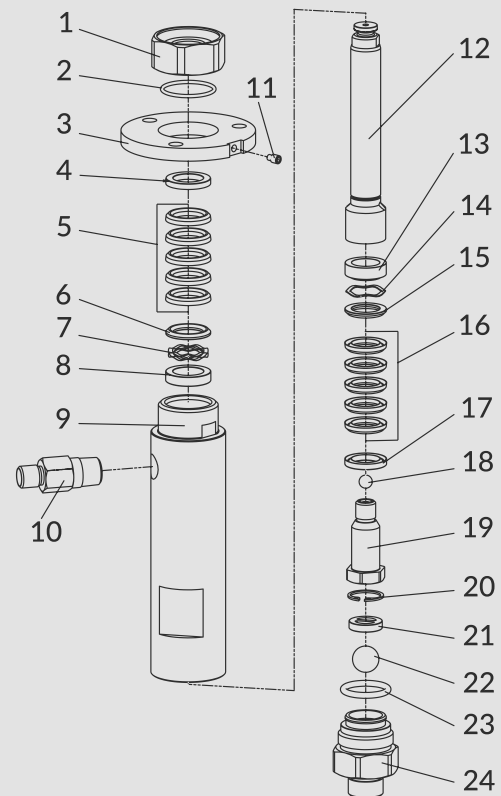
PLUNGER PUMP SET

REF.	CODE	DESCRIPTION
1	940000A0	AIR MOTOR
2	940036A0	CONNECTING ROD
3	940193A0	COUPLING KIT
4	940093A0	ROD COVER LEFT
5	940094A0	ROD COVER RIGHT
6	940014A0	FLUID PUMP SET
7	960047A0	HEX. SOCKET FLANGE BOLT M5x12
8	940170A0	SCREWS & WASHERS SET (3+3+3 pcs.)



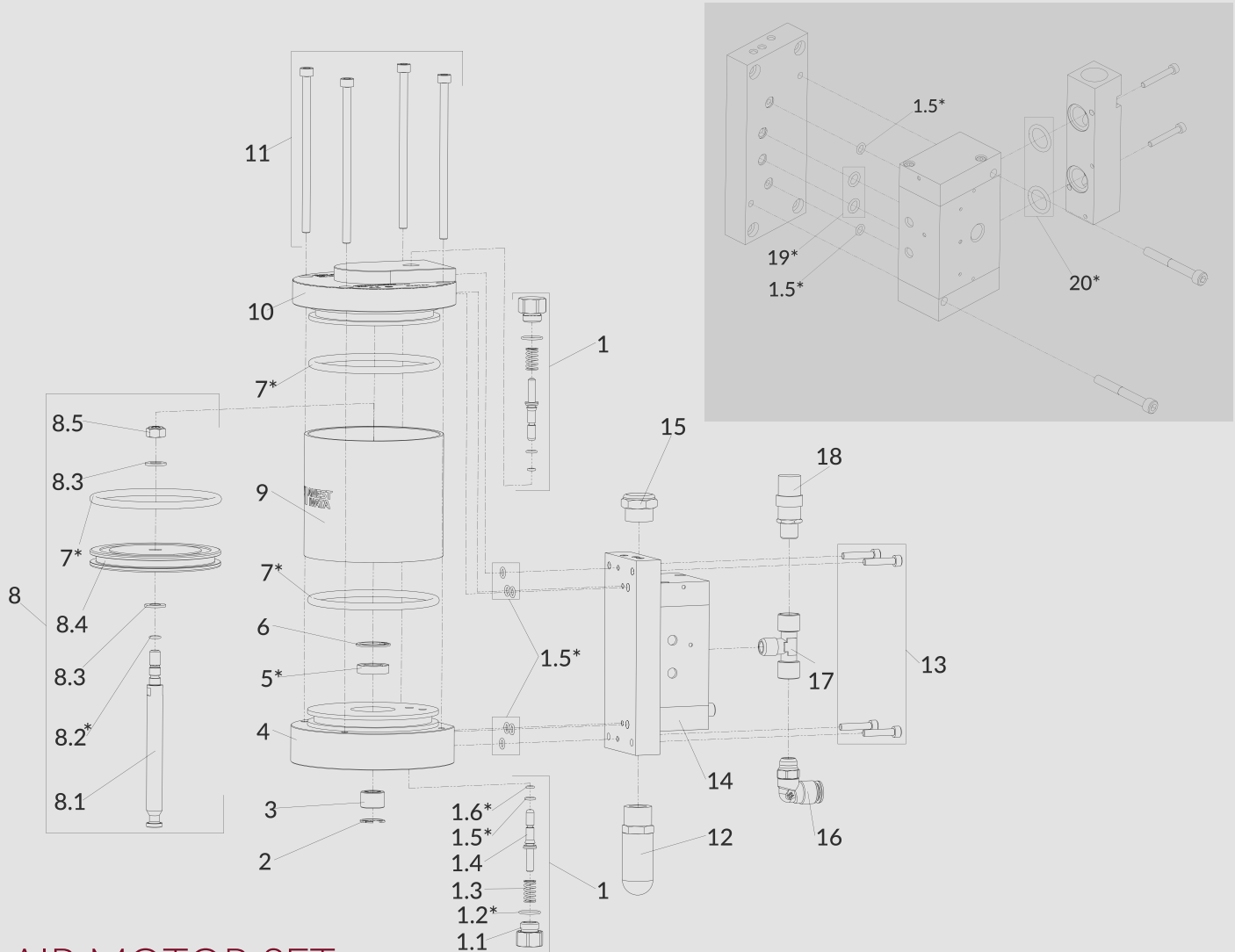
FLUID PUMP SET

REF.	CODE	DESCRIPTION
1	940031A0	PACKING HOLDER
2	960011A0	O-RING 2.0-29.5
3	940112A0	FLANGE
4	940126A0	V-PACKING FEMALE ADAPTOR (UPPER)
5	940069A0	V-PACKING SET (UPPER) (3 PE + 2 PTFE)
6	940123A0	V-PACKING MALE ADAPTOR (UPPER)
7	940122A0	MULTI WAVE SPRING
8	940121A0	SPRING HOLDER (UPPER)
9	940015A0	SUCTION TUBE
10	940032A0	FLUID OUTPUT JOINT
11	960040A0	PLUG
12	940166A0	SUCTION ROD
13	940127A0	SPRING HOLDER (LOWER)
14	940128A0	NESTED SPRING
15	940129A0	V-PACKING MALE ADAPTOR (LOWER)
16	940070A0	V-PACKING SET (LOWER) (3 PE + 2 PTFE)
17	940132A0	V-PACKING FEMALE ADAPTOR (LOWER)
18	06662025	BALL 5/16"
19	940021A0	VALVE HOLDER
20	960014A0	SEEGER 20
21	04944770	VALVE HOLDER PACKING
22	06662050	BALL 5/8"
23	960015A0	O-RING 3.53-23.39
24	940033A0	VALVE ADAPTOR



MULTI SPRAY UNITS

ICON-M233N MULTI SPRAY PUMP



AIR MOTOR SET

REF.	CODE	DESCRIPTION
1	940073A0	PILOT VALVE SET
1.1	940007A0	PILOT VALVE CAP
1.2*	96997009	O-RING \varnothing 1.5-13.5
1.3	940006A0	PILOT VALVE SPRING
1.4	940005A0	PILOT VALVE SHAFT
1.5*	96997003	O-RING \varnothing 1,5-5,5
1.6*	96997012	O-RING \varnothing 1.5-3.5
2	960000A0	SEEGER 18
3	940002A0	METAL
4	940001A0	BOTTOM MODULE
5*	960001A0	U-PACKING
6	960002A0	SEEGER 24
7*	960004A0	O-RING \varnothing 5.33-89.69
8	940065A0	PISTON ROD SET
8.1	940159A0	PISTON ROD
8.2*	960052A0	O-RING \varnothing 1.5-6
8.3	06363080	WASHER

REF.	CODE	DESCRIPTION
8.4	940004A0	AIR PISTON
8.5	960003A0	SELF LOCKING HEX. NUT
9	940008A0	CYLINDER
10	940010A0	HEAD MODULE
11	960006A0	HEX. SOCKET BOLT M6x120
12	960010A0	MUFFLER
13	96350525	HEX. SOCKET BOLT M5x25
14	940174A0	AIR OPERATING VALVE
15	04447820	EXHAUST FILTER
16	UL300309	ELBOW UNION
17	UL30030000	T-JOINT
18	UL30036000	SAFETY VALVE
19*	060031A0	O-RING \varnothing 1.78-7.65
20*	060008A0	O-RING \varnothing 2.62-15.54
	940072A0	O-RING SET FOR AIR MOTOR & AIR OPERATING VALVE

(*) Spare parts included in 'O' Ring Set


HIGH PRESSURE



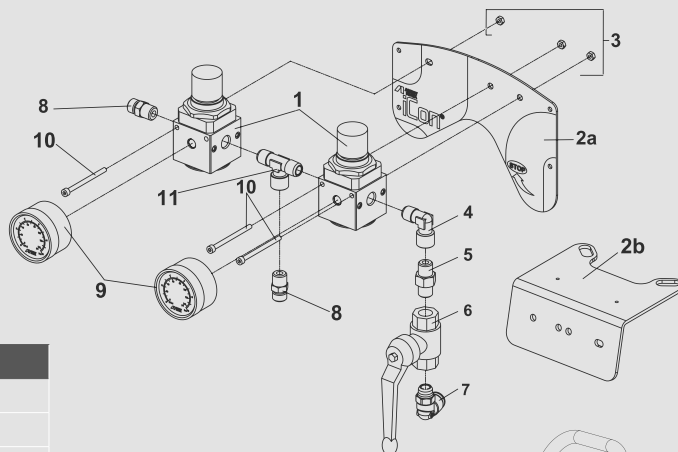
ICON-M233N MULTI SPRAY PUMP

MULTI SPRAY ICON PUMPS

AIR REGULATOR SET

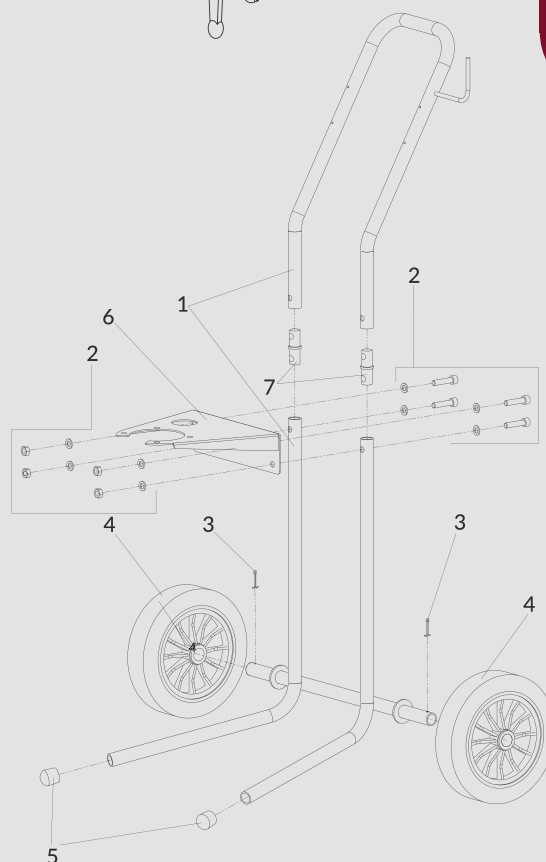


REF.	CODE	DESCRIPTION
1	UI00070001	AIR REGULATOR
2a	940156A0	PANEL (for Cart Frame version)
2b	UL00005201	PLATE FOR AIR REGULATOR (for Wall Mount version)
3	UL300700	HEX. NUT M4
4	UL300201	L-JOINT
5	UL300101	NIPPLE
6	UL30034901	BALL VALVE WITH EXHAUST HOLE
7	UL300309	ELBOW UNION
8	UL30010501	SPECIAL NIPPLE R1/4" - G1/4"
9	02004003	PRESSURE GAUGE (bar - psi)
10	06350455	BOLT WITH HEX. HOLE M4x55
11	UL300303	T-JOINT



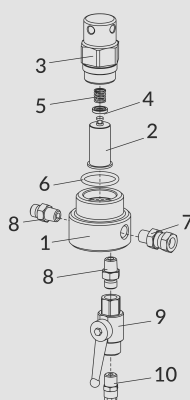
CART FRAME SET

REF.	CODE	DESCRIPTION
1	940113A0	CART FRAME STRUCTURE
2	940169A0	SCREWS, NUTS & WASHER SET (4+4+8 pcs.)
3	UL300811	SPLIT PIN
4	UL200001	WHEEL
5	960019A0	RUBBER CAP
6	940192A0	WALL MOUNT SUPPORT
7	940089A0	CONNECTION ELEMENT



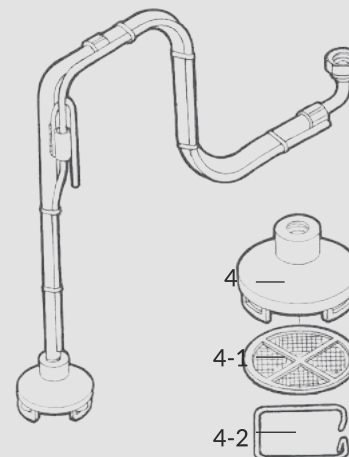
TF-1S DELIVERY PAINT FILTER

REF.	CODE	DESCRIPTION
1	940053A0	FILTER BODY
2	VFM2704	FILTER 100 MESH
3	940054A0	CYLINDER
4	940055A0	WASHER
5	940056A0	FILTER SPRING
6	960021A0	O-RING 3.53-32.92
7	96859022	SWIVEL JOINT R1/4"M - G1/4"F
8	UL300462	JOINT G1/4" - R1/4"
9	UL30090100	DRAIN VALVE
10	UL300302	HOSE JOINT



SUCTION HOSE SET

REF.	CODE	DESCRIPTION
4	UL10000701	COMPLETE COVER SET
4-1	0040720100	FILTER 50 MESH
4-2	00407203	FILTER STOPPER



MULTI SPRAY UNITS

MSU 113 N MULTI SPRAY PUMP (13:1)

FEATURES

FOR WATER-BASED PAINTS

Piston Pump Mounted on Cart in 2 Versions:

with Delivery Paint Filter

without Delivery Paint Filter

Equipped with:

Air Regulator

Delivery Paint Filter Unit

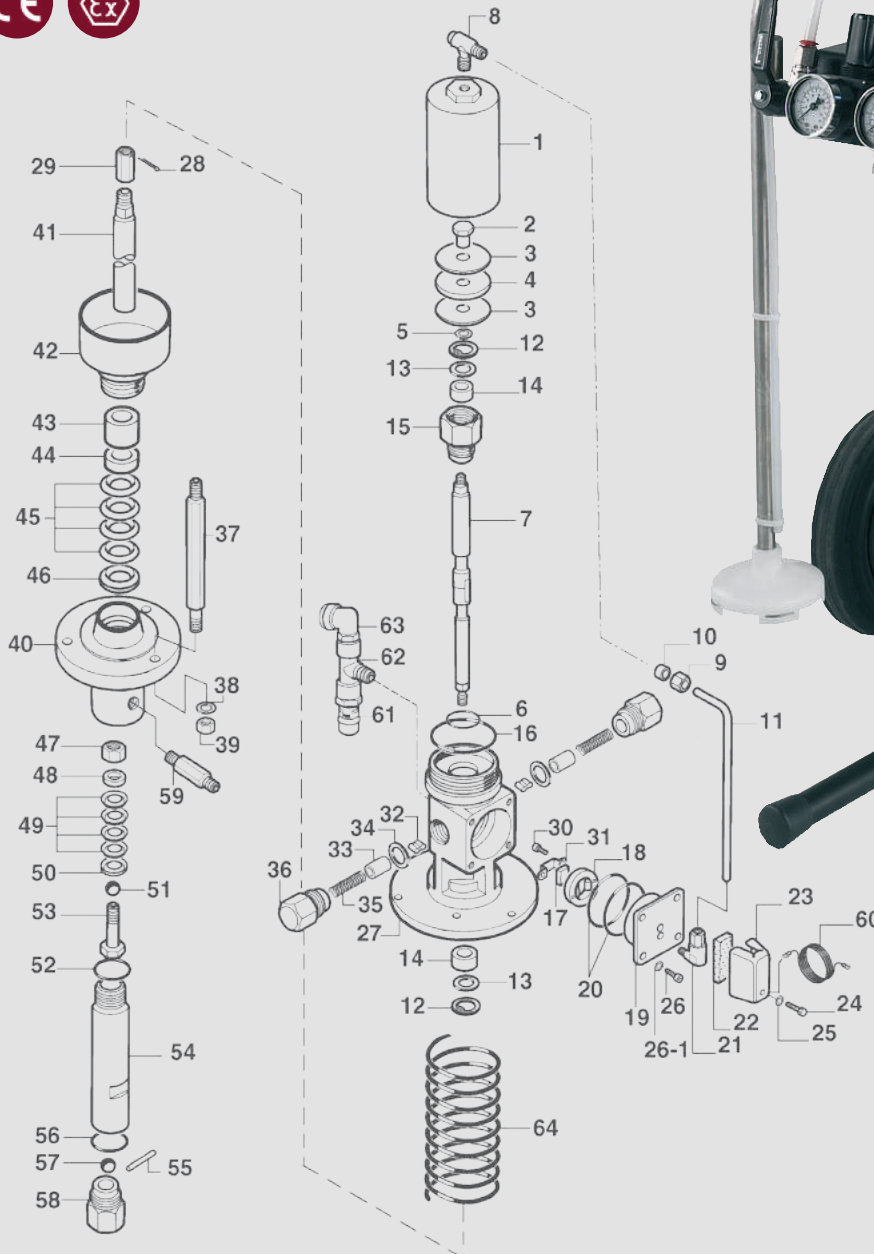
(*only for version with Delivery Paint Filter)

Dip Tube with Suction Paint Filter

Fluid Recirculation Hose






Overpressure Valve

PUMP: PP7131N



HIGH PRESSURE



TECHNICAL DATA	 n:n	 bar	 bar	 l/min	 mesh
MSU-113N	13:1	88	6.8	1.9 (110 cyc)	50

• Air nipple: G1/4" • Fluid nipple: G1/4"

ORDER INFORMATION

CODE	DESCRIPTION
1M131W083100	MSU 113 N MULTI SPRAY UNIT WITH DELIVERY PAINT FILTER
1M131W003100	MSU 113 N MULTI SPRAY UNIT WITHOUT DELIVERY PAINT FILTER
04307152	AIR REGULATOR SET
1457000000	TF-8 N DELIVERY PAINT FILTER SET
0101010000	DIP TUBE SET with STAINLESS STEEL CONNECTION - 50 MESH FILTER 1/2"
04326160	DRAIN VALVE SET

SPARE PARTS

REF.	CODE	DESCRIPTION
1	04401051	AIR CYLINDER
2	04437050	CAP NUT
3	04444050	WASHER
4	04447080	PACKING
5	UL300800	WASHER
6	06630022	O-RING
7	04492050	SPINDLE SET
8	04438081	SPECIAL JOINT
9	06805480	JOINT NUT
10	06806480	SLEEVE
11	04486052	HOSE
12	06613240	STOPPER
13	04444090	WASHER
14	04449080	PACKING
15	04459051	STOPPER
16	06634060	O-RING
17	04488051	BLOCK
18	04406051	GUIDE PLATE
19	04405060	SEAT BLOCK
20	06634045	O- RING
21	06800481	ELBOW UNION
22	04402050	PACKING
23	04405051	EXHAUST COVER
24	06154073	SCREW
25	06500406	SPRING WASHER
26	06136614	BOLT
26-1	UL300820	SPRING WASHER
27	04943051	MAIN BODY SET
28	UL300811	SPLIT PIN
29	04400080	ADAPTOR
30	06131308	SCREW
31	04488061	BLOCK CARRIER
32	04457062	INTERLOCK PIECE

REF.	CODE	DESCRIPTION
33	04457090	INTERLOCK END PIECE
34	04428050	WASHER
35	04412060	SPRING
36	04458070	CAP
37	0171002010	CONNECTING ROD
38	UL300802	SPRING WASHER
39	UL300703	HEXAGON NUT
40	0448310100	SUCTION MAIN BODY
41	04403080	ROD
42	04404080	THINNER CUP SET
43	04022090	SLEEVE
44	04404090	V PACKING FEMALE UPPER ADAPTOR
45	0493210000	UPPER V PACKING SET
46	04405090	V PACKING MALE UPPER ADAPTOR
47	04407050	NUT
48	04408050	V PACKING MALE LOWER ADAPTOR
49	0493010000	LOWER V PACKING SET
50	04410050	V PACKING FEMALE LOWER ADAPTOR
51	06662050	BALL
52	04447600	PACKING
53	04461100	VALVE HOLDER SET
54	04411050	SUCTION TUBE
55	04420600	PIN
56	04447610	PACKING
57	06662025	BALL
58	04407060	VALVE ADAPTOR SET
59	UM43060900	FLUID OUTPUT JOINT
60	ME100001	GROUND WIRE
61	UL30036000	SAFETY VALVE
62	UL30030000	"T" JOINT
63	UL300309	"L" QUICK COUPLING
64	04413050	SPRING

MULTI SPRAY UNITS






MSU-323 C | MSU-323 CTX MSU-423 TX | MSU-433 TX

FEATURES

FOR SOLVENT & WATER-BASED PAINTS

All Versions Mounted on Cart with:

- 2 Air Regulators
- Delivery Paint Filter Unit
- Dip Tube with Filter
- Fluid Recirculation Hose
- Overpressure Valve

TECHNICAL DATA	 n:n	 bar	 bar	 l/min	 mesh
MSU-323 C	17:1	115		3.4 (90 cyc)	
MSU-323 CTX	17:1	115	6.8	3.4 (90 cyc)	50
MSU-423 TX	23:1	156		8.0 (100 cyc)	
MSU-433 TX	30:1	204		5.0 (90 cyc)	

• Air nipple: G1/4" • Fluid nipple: G1/4"



MSU-323 CTX PUMP-PP1171CNE



MSU-323 C PUMP-PP1171C



MSU-423 TX PUMP - PP4231NE

MSU-433 TX PUMP - PP4301CNE



ORDER INFORMATION

CODE	MODEL	CONFIGURATION
1405874200	MSU 323 C	MULTI SPRAY UNIT
1M171W083100	MSU 323 CTX	MULTI SPRAY UNIT WITH STAINLESS STEEL PAINT PASSAGES
1M231W083100	MSU 423 TX	MULTI SPRAY UNIT WITH STAINLESS STEEL PAINT PASSAGES
1M301W083100	MSU 433 TX	MULTI SPRAY UNIT WITH STAINLESS STEEL PAINT PASSAGES

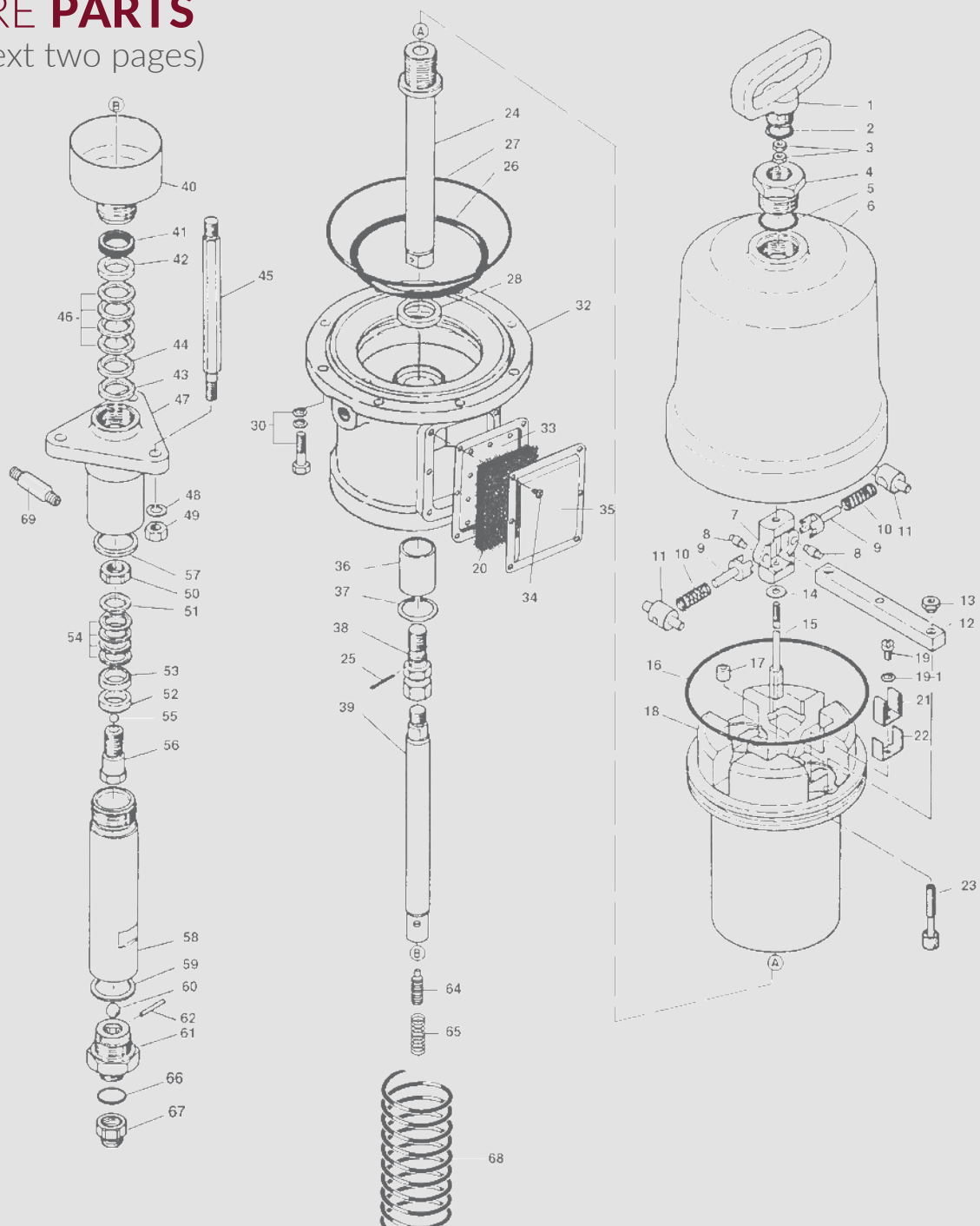


ACCESSORIES

CODE	DESCRIPTION	FOR VERSION
1456000000	TF-8 DELIVERY PAINT FILTER SET	for MSU 323 C
1457000000	TF-8 N DELIVERY PAINT FILTER SET	for MSU 323 CTX- 423 TX- 433 TX
0200309502	AIR REGULATOR SET	for MSU 323 C- 323 CTX
0200309602	AIR REGULATOR SET	for MSU 423 TX- 433 TX
0101009000	DIP TUBE SET (50 mesh filter)	for MSU 323 C
0101030000	DIP TUBE SET with STAINLESS STEEL CONNECTION (30 mesh filter)	for MSU 423 TX- 433 TX
0101010000	DIP TUBE SET with STAINLESS STEEL CONNECTION (50 mesh filter)	for MSU 323 CTX

SPARE PARTS

(see next two pages)



MULTI SPRAY UNITS

REF.	CODE	DESCRIPTION		MSU-321 N	MSU-323 C	MSU-323 CTX	MSU-423 TX	MSU-433 TX
1	04470100	HANDLE		X	X	X	X	X
2	04447100	PACKING		X	X	X	X	X
3	UL300702	HEXAGON NUT		X	X	X	X	X
4	04435100	HEAD BOLT		X	X	X		
4	04435150	HEAD BOLT					X	X
5	06630030	'O' RING		X	X	X	X	X
6	0440110000	AIR CYLINDER		X	X	X		
6	0440115000	AIR CYLINDER					X	X
7	04409100	CHANGEOVER MAIN BODY		X	X	X		
7	04409150	CHANGEOVER MAIN BODY					X	X
8	04420100	PIN		X	X	X		
8	04420150	PIN					X	X
9	04411100	CHANGEOVER PIN		X	X	X		
9	04411150	CHANGEOVER PIN					X	X
10	04412100	SPRING		X	X	X		
10	04412150	SPRING					X	X
11	04419100	SPRING HOLDER		X	X	X		
11	04419150	SPRING HOLDER					X	X
12	04407100	CHANGEOVER BAR		X	X	X		
12	04407150	CHANGEOVER BAR					X	X
13	04415100	NUT		X	X	X		
13	04415150	NUT					X	X
14	04444110	WASHER		X	X	X	X	X
15	04410100	CHANGEOVER ROD		X	X	X		
15	04410150	CHANGEOVER ROD					X	X
16	06638043	PISTON O-RING		X	X	X		
16	06630145	PISTON O-RING					X	X
17	04935680	EXHAUST PACKING SET	(2 pcs./1pk.)	X	X	X	X	X
18	0440310000	AIR PISTON		X	X	X		
18	0440315000	AIR PISTON					X	X
19	UL300606	SCREW		X	X	X	X	X
19-1	UL300820	SPRING WASHER		X	X	X	X	X
20	UM331028	MUFFLER FILTER		X	X	X	X	X
21	04408100	CHANGEOVER BAR SUPPORT		X	X	X		
21	04408150	CHANGEOVER BAR SUPPORT					X	X
22	04413100	REINFORCE PLATE		X	X	X		
22	04413150	REINFORCE PLATE					X	X
23	0493469001	VALVE SHAFT KIT	(2 pcs./1pk.)	X	X	X		
23	0493657001	VALVE SHAFT KIT	(2 pcs./1pk.)				X	X
24	04479100	PISTON ROD		X	X	X		
24	04479150	PISTON ROD					X	X
25	UM330155	SPLIT PIN		X	X	X	X	X
26	06638039	'O' RING		X	X	X		
26	06630112	'O' RING					X	X
27	06634120	'O' RING		X	X	X		
27	06637537	'O' RING					X	X
28	04459100	STOPPER		X	X	X	X	X
30	06137130	BOLT + WASHER		X	X	X		
30	06137830	BOLT + WASHER					X	X
32	UM33102102	MAIN BODY		X	X	X		
32	UM43102102	MAIN BODY					X	X
33	UM331027	MUFFLER PLATE		X	X	X	X	X
34	UL300620	SCREW		X	X	X	X	X
35	UM331026	EXHAUST COVER		X	X	X	X	X
36	04431100	BUSHING		X	X	X		
36	04431150	BUSHING					X	X
37	UL300804	STOPPER		X	X	X		
37	UM431060	STOPPER					X	X
38	04485100	CONNECTING ADAPTOR		X	X	X		
38	04485150	CONNECTING ADAPTOR					X	X
39	04002790	ROD		X		X		
39	04430150	ROD			X			
39	0231001000	ROD					X	
40	0231002001	THINNER CUP SET					X	
40	0448215002	THINNER CUP SET			X			
40	0171003001	THINNER CUP SET		X		X		X



HIGH PRESSURE



REF.	CODE	DESCRIPTION		MSU-321 N	MSU-323 C	MSU-323 CTX	MSU-423 TX	MSU-433 TX
41	04010700	SLEEVE					X	
41	04471150	SLEEVE			X			
41	0171009000	SLEEVE		X		X		X
42	0231003000	V PACKING FEMALE UPPER ADAPTOR					X	
42	04441150	V PACKING FEMALE UPPER ADAPTOR			X			
42	04004790	V PACKING FEMALE UPPER ADAPTOR		X		X		X
43	04401160	SPACER			X			
43	04001160	SPACER		X		X		X
43	0231025000	SPACER					X	
44	0231005000	V PACKING MALE UPPER ADAPTOR					X	
44	04443150	V PACKING MALE UPPER ADAPTOR			X			
44	04000800	V PACKING MALE UPPER ADAPTOR		X		X		X
45	0231022001	CONNECTING ROD					X	X
45	0443056000	CONNECTING ROD			X			
45	0171002010	CONNECTING ROD				X		
46	0494015000	UPPER V PACKING SET	(4 pcs./1pk.)	X	X	X		X
46	0494231100	UPPER V PACKING SET	(4 pcs./1pk.)				X	
47	0231008001	SUCTION MAIN BODY					X	
47	0448315100	SUCTION MAIN BODY			X			
47	0171008001	SUCTION MAIN BODY				X		X
48	UL300802	SPRING WASHER		X	X	X	X	X
49	UL300703	HEXAGON NUT		X	X	X	X	X
50	0231020000	NUT					X	
50	04414150	NUT			X			
50	04000790	NUT		X		X		X
51	0231019000	V PACKING MALE LOWER ADAPTOR					X	
51	04443161	V PACKING MALE LOWER ADAPTOR			X			
51	04001800	V PACKING MALE LOWER ADAPTOR		X		X		X
52	0231010000	LOWER DISTANCE RING					X	
52	04400160	LOWER DISTANCE RING			X			
52	0400016000	LOWER DISTANCE RING		X		X		X
53	0231017000	V PACKING FEMALE LOWER ADAPTOR					X	
53	04441160	V PACKING FEMALE LOWER ADAPTOR			X			
53	04005790	V PACKING FEMALE LOWER ADAPTOR		X		X		X
54	0494231200	LOWER V PACKING SET	(4 pcs./1pk.)				X	
54	0494215000	LOWER V PACKING SET	(4 pcs./1pk.)	X	X	X		X
55	06662025	BALL			X			
55	06662040	BALL					X	
55	06662026	BALL		X		X		X
56	0231029001	VALVE HOLDER SET					X	
56	04460160	VALVE HOLDER SET		X	X			
56	0446017100	VALVE HOLDER SET				X		X
57	0231007000	UPPER PACKING					X	
57	04447150	UPPER PACKING		X	X			
57	0231015000	UPPER PACKING				X		X
58	0231024000	SUCTION TUBE					X	
58	0443415001	SUCTION TUBE			X			
58	0171001000	SUCTION TUBE				X		X
59	0231030000	LOWER PACKING				X	X	X
59	04447160	LOWER PACKING		X	X			
60	06662050	BALL			X			
60	06662051	BALL		X		X	X	X
61	0231028000	VALVE ADAPTOR SET				X	X	X
61	04460150	VALVE ADAPTOR SET			X			
62	0231023000	PIN				X	X	X
62	04420160	PIN		X	X			
63	04420170	PIN		X	X	X		X
64	0231009000	SCREW					X	
64	UM43060900	FLUID OUTPUT JOINT				X		
65	0231014000	SPRING					X	
66	0231031000	PACKING					X	X
67	UL30046400	NIPPLE					X	X
68	04413050	SPRING			X	X	X	X
69	UM43061000	FLUID OUTPUT JOINT					X	
69	UM43060900	FLUID OUTPUT JOINT						X
72	UM43061101	FLUID OUTPUT JOINT			X			

5




PAINT
SUPPLY
SYSTEM

HIGH
PRESSURE
AIRLESS
EQUIPMENTS



AIRLESS SPRAY GUN

AL96-S5 AUTOMATIC AIRLESS SPRAY GUN

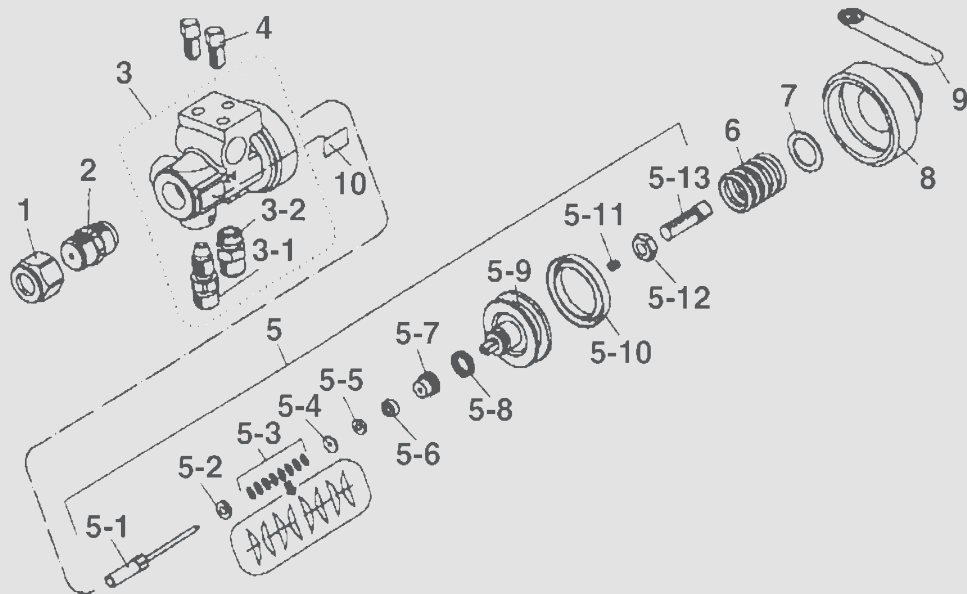
TECHNICAL DATA	 bar	 bar	 g
NOZZLE TIP NOT INCLUDED			
AL96-S5	250	7.0	480

• Air nipple: G1/4" • Fluid nipple: G1/4"



ORDER INFORMATION

CODE	CONFIGURATION
13698520	AL96-S5 AUTOMATIC SPRAY GUN



NOZZLE TIP
Reference P. 91

SPARE PARTS

REF.	CODE	DESCRIPTION	MODEL
	94966400	TIP PACKING	
1	93547180	NOZZLE HOLDER	(11/16") AL96-S5
2	93545180	NOZZLE GLAND	(11/16") AL96-S5
1	03503170	NOZZLE HOLDER	(M18x1.5) AL96
2	93803170	NOZZLE GLAND SET	(M18x1.5) AL96
3-1	03161590	FLUID NIPPLE	
3-2	03512580	AIR NIPPLE	
4	03811580	BOLT SET	
5	93906590	NEEDLE SET	
5-1	93808170	NEEDLE BAR SET	
5-2	03504180	SPRING HOLDER	
5-3	03844170	CONICAL SPRING WASHER	(8 pcs./1 pk.)
5-4	03067951	PACKING HOLDER	
5-5 - 5-6	03846170	NEEDLE PACKING SET	
5-7	03505180	NEEDLE PACKING SEAT	

REF.	CODE	DESCRIPTION
5-8	06996607	MINI 'Y' PACKING
5-9	03932590	PISTON SET
5-10	93029591	PISTON PACKING
5-11	06994603	SCREW
5-12	06383086	HEXAGON NUT
5-13	06120810	SCREW
6	03223600	PISTON SPRING
7	03182590	COLLAR
8	03225600	PISTON SPRING HOLDER
	93978600	TIP FILTER (OPTIONAL)
11	03174780	TIP FILTER
12	03590600	FILTER ADAPTOR
13	04591460	PACKING
	VFM2802/B	FILTER 100 Mesh



HIGH PRESSURE



ALG7 TE WB | AIRLESS MANUAL SPRAY GUN

AIRLESS SPRAY GUN



TECHNICAL DATA	bar	mesh	g
NOZZLE TIP NOT INCLUDED			
ALG7 TE WB	250	100	440

• Fluid nipple: G1/4"

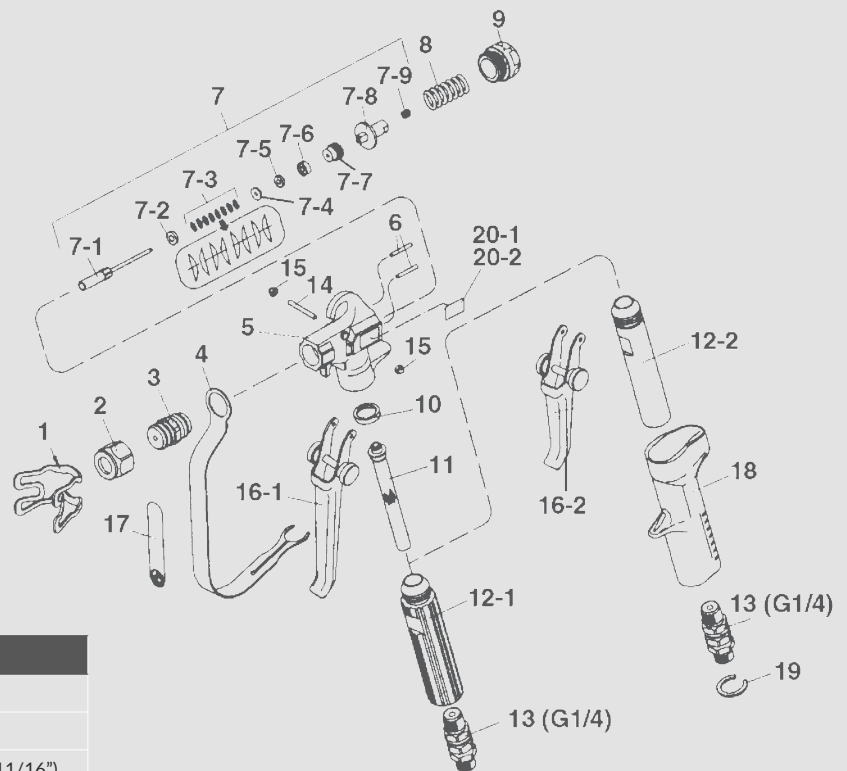
ORDER INFORMATION

CODE	DESCRIPTION	
13088270	ALG7 TE WB AIRLESS MANUAL SPRAY GUN	TRIGGER 4 fingers
13088280	ALG72 TE WB AIRLESS MANUAL SPRAY GUN	TRIGGER 2 fingers

NOZZLE TIP
Reference P. 91

SPARE PARTS




REF.	CODE	DESCRIPTION	
	94966400	TIP PACKING	
1	03501170	HAND GUARD	
2	93547180	NOZZLE HOLDER	(11/16")
3	93545180	NOZZLE GLAND SET UNIVERSAL	(11/16")
4	93504170	SAFETY GUARD	
6	03502180	NEEDLE SEAT	
7	93807170	NEEDLE SET	
7-1	93808170	NEEDLE BAR SET	
7-2	03504180	SPRING HOLDER	
7-3	03844170	CONICAL SPRING WASHER	(8 pcs./1 pk.)
7-4	03067951	PACKING HOLDER	
7-5, 7-6	03846170	NEEDLE PACKING SET	
7-7	03505180	NEEDLE PACKING SEAT	
7-8	03500190	NEEDLE SPRING HOLDER	
7-9	06994603	SCREW	
8	03501190	NEEDLE SPRING	



REF.	CODE	DESCRIPTION	
9	93074790	NEEDLE SPRING SEAT	
10	03529180	PACKING	
11	VFM2008	FILTER 100 Mesh	Yellow
12-1	03503190	HANDLE	ALG 7 WB
12-2	93511180	HANDLE	ALG 72 WB
13	93003951	UNIVERSAL JOINT	G 1/4"
14	03504190	TRIGGER STUD	
15	06994103	HEX. CAP NUT	
16-1	03805180	TRIGGER SET (4 fingers)	ALG 7 WB
16-2	93806180	TRIGGER SET (2 fingers)	ALG 72 WB
18	93507190	OUTER HANDLE	
19	03525170	STOPPER	ALG 72 WB

EXTRUSION GUN HIGH PRESSURE

FG 61 | FG 62 EXTRUSION GUN

TECHNICAL DATA	 bar	 bar	 g
	NOZZLE TIP NOT INCLUDED		
FG-61	250	3.0	440
FG-62			

• Air nipple: G1/4" (FG 61) • Fluid nipple: G3/8" (FG 62)



ORDER INFORMATION

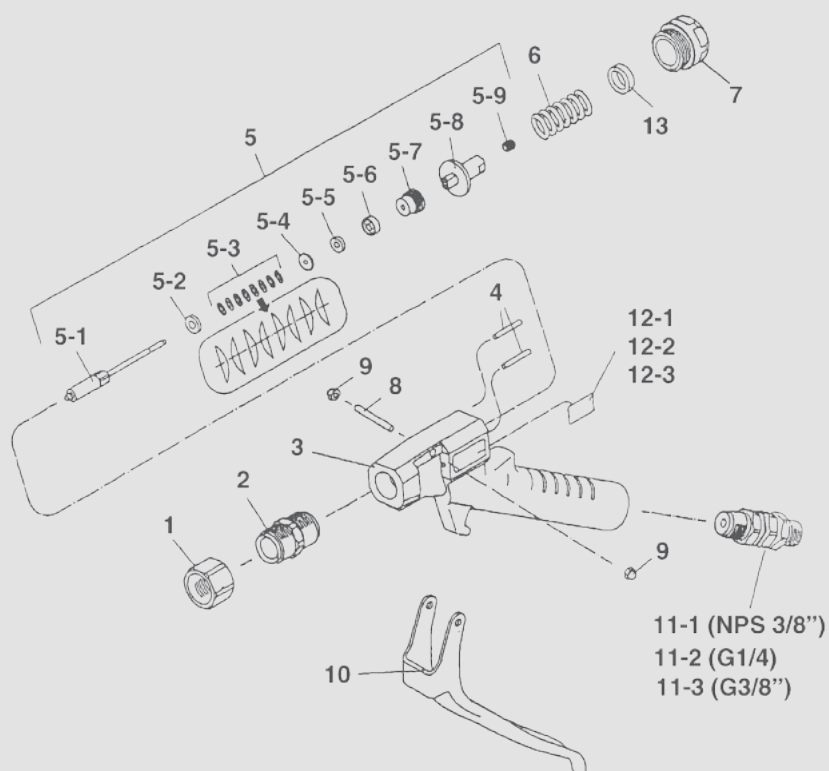
CODE	CONFIGURATION
13398260	FG 61 EXTRUSION FLOW GUN (FLUID NIPPLE 1/4")
13398270	FG 62 EXTRUSION FLOW GUN (FLUID NIPPLE 3/8")



NOZZLE TIP
Reference P. 91

SPARE PARTS

REF.	CODE	DESCRIPTION	
1	03546200	NOZZLE TIP HOLDER	
2	03807200	NOZZLE GLAND SET	
4	03574200	NEEDLE SEAT	
5-1	93809200	NEEDLE BAR SET	
5-2	03504180	SPRING HOLDER	
5-3	03844170	CONICAL SPRING WASHER	(8 pcs./1 pk.)
5-4	03067951	PACKING HOLDER	
5-5, 5-6	03846170	NEEDLE PACKING SET	
5-7	03505180	NEEDLE PACKING SEAT	
5-8	03500190	NEEDLE SPRING HOLDER	
5-9	06994603	SCREW	
6	03501190	NEEDLE SPRING	
7	03502190	NEEDLE SPRING SEAT	
8	03505200	TRIGGER STUD	



REF.	CODE	DESCRIPTION	
9	06994103	HEXAGON CAP NUT	(2 pcs./1 pk.)
10	03811200	TRIGGER SET	
11-1	03810200	UNIVERSAL JOINT	NPS 3/8"
11-2	03813200	UNIVERSAL JOINT	G 1/4"
11-3	03814200	UNIVERSAL JOINT	G 3/8"
13	03638200	COLLAR (option)	



AIRLESS TIPS HIGH PRESSURE



REVERSIBLE & FLAT AIRLESS TIPS

REVERSIBLE & FLAT AIRLESS TIPS

HOW TO GET YOUR CODE

VTR200209 Example: VTR200 2 09



REVERSIBLE AIRLESS TIPS



Code:
VTR200XXX

FLAT AIRLESS TIPS



Code:
VTR205XXX

ORDER INFORMATION

ORIFICE	STAIN OR LAQUER				OIL		LATEX PAINT				HEAVY LATEX		ELASTOMETRIC / BLOCK FILLER													
Ø inch	,009"	,011"	,013"	,015"	,017"	,019"	,021"	,023"	,025"	,027"	,029"	,031"	,033"	,035"	,039"	,043"	,045"	,047"	,049"	,051"	,053"	,055"	,063"	,065"		
Ø mm	0,23	0,28	0,33	0,38	0,43	0,46	0,53	0,58	0,64	0,69	0,74	0,79	0,84	0,89	0,99	1,1	1,14	1,19	1,24	1,31	1,35	1,4	1,6	1,65		
PATTERN WIDTH																										
4" - 6" - 100-150	209	211	213	215	217	219	221	223	225																	
6" - 8" - 150-200	309	311	313	315	317	319	321	323	325	327	329	331	333	335	339	343										
8" - 10" - 200-250	409	411	413	415	417	419	421	423	425	427	429	431	433	435	439	443	445	447	449	451	453	455	463	465		
10" - 12" - 250-300	509	511	513	515	517	519	521	523	525	527	529	531	533	535	539	543	545	547	549	551	553	555	563	565		
12" - 14" - 300-350	609	611	613	615	617	619	621	623	625	627	629	631	633	635	639	643	645	647	649	651	653	655	663	665		
14" - 16" - 350-400			713	715	717	719	721	723	725	727	729	731	733	735	739	743	745	747	749	751	753	755	763	765		
16" - 18" - 400-450			813	815	817	819	821	823	825	827	829	831	833	835	839	843										
18" - 20" - 450-500			913	915	917	919	921	923	925	927	929	931	933	935	939	943										
FLOW RATE																										
l/min	0,34	0,45	0,68	0,91	1,17	1,44	1,78	2,15	2,54	2,91	3,40	3,90	4,43	4,96	6,17	7,30	8,21	8,93	9,73	10,56	11,36	12,30	16,12	16,77		

PRE-ATOMIZED REVERSIBLE & FLAT AIRLESS TIPS

VTR200208 Example: VTR200 2 08



REVERSIBLE AIRLESS TIPS



Code:
VTR201XXX

FLAT AIRLESS TIPS



Code:
VTR206XXX

ORDER INFORMATION

ORIFICE	PATTERN WIDTH			
Ø inch	,008"	,010"	,012"	,014"
Ø mm	0,20	0,25	0,30	0,36
4" - 6" - 100-150	208	210	212	214
6" - 8" - 150-200	308	310	312	314
8" - 10" - 200-250	408	410	412	414
10" - 12" - 250-300		510	512	514
12" - 14" - 300-350		610	612	614
FLOW RATE				
l/min	0,26	0,42	0,57	0,79



SAFETY GUARD
for REVERSIBLE
AIRLESS TIPS



GASKET

SAFETY GUARD for Reversible Airless Tips

CODE	DESCRIPTION
VTR200998	SAFETY GUARD 11/16"
VTR200999	SAFETY GUARD 7/8"
VTR101251	GASKET

AIRLESS UNITS

ICON-A433N and ICON-A333N KIT

iCon[®] AIRLESS KIT

FEATURES

STANDARD VERSIONS ARE ASSEMBLED ON CART

The kit includes:

Icon Airless Pump

Airless Spray Gun ALG-7 TE WB

Conductive High Pressure Fluid Hose

The UNIT is delivered on a **CART FRAME** which by design includes the **WALL MOUNT**



NH-35075
code: 14156910



ORDER INFORMATION

CODE	MODEL	RATIO	FLUID OUTPUT		TYPE	MAX. FLUID PRESS.	GUN MODEL	TYPE OF FILTER	TWIN HOSES
ICON-A433N AIRLESS UNIT							ALG-7 TE WB Airless Gun		
14000160	ICON-A433N-S1	36:1	88 ml/cyc	5,2 l/min	SUCTION HOSE SET	252 bar	ALG-7 TE WB	100 Mesh	NH-35075 (7.5 m)
14000660	ICON-A433N-S2				HOPPER SET				
ICON-A333N AIRLESS UNIT							ALG-7 TE WB Airless Gun		
14000170	ICON-A333N-S1	32:1	60 ml/cyc	3,6 l/min	SUCTION HOSE SET	224 bar	ALG-7 TE WB	100 Mesh	NH-35075 (7.5 m)
14000650	ICON-A333N-S2				HOPPER SET				

WALL MOUNT CONVERSION KIT

CODE	DESCRIPTION
04005460	WALL MOUNT CONVERSION KIT

ACCESSORIES

04005870	HOPPER SET G1 (6 lt.) for A433N
04005510	HOPPER SET G1/2" (6 lt.) for A333N

Available with **SUCTION HOSE** or **HOPPER SET**



HIGH PRESSURE



ICON-A433N and ICON-A333N UNITS

iCon[®] AIRLESS PUMPS



From general wood and metal painting to exterior surface coating up to boat repair, ICON[®] Airless Pumps for medium to high pressure applications are ideally suited to the requirements of the industrial sector. ICON[®] Pumps' strong points are their extremely simple assembly, disassembly, and maintenance, along with their excellent reliability.

FEATURES

STANDARD VERSIONS ARE ASSEMBLED ON CART

- Air Pressure Regulators
- Delivery Paint Filter (TF-8N)
- Dip Tube with Filter
- Fluid Recirculation Hose
- Overpressure Safety Valve



AIRLESS ICON PUMPS

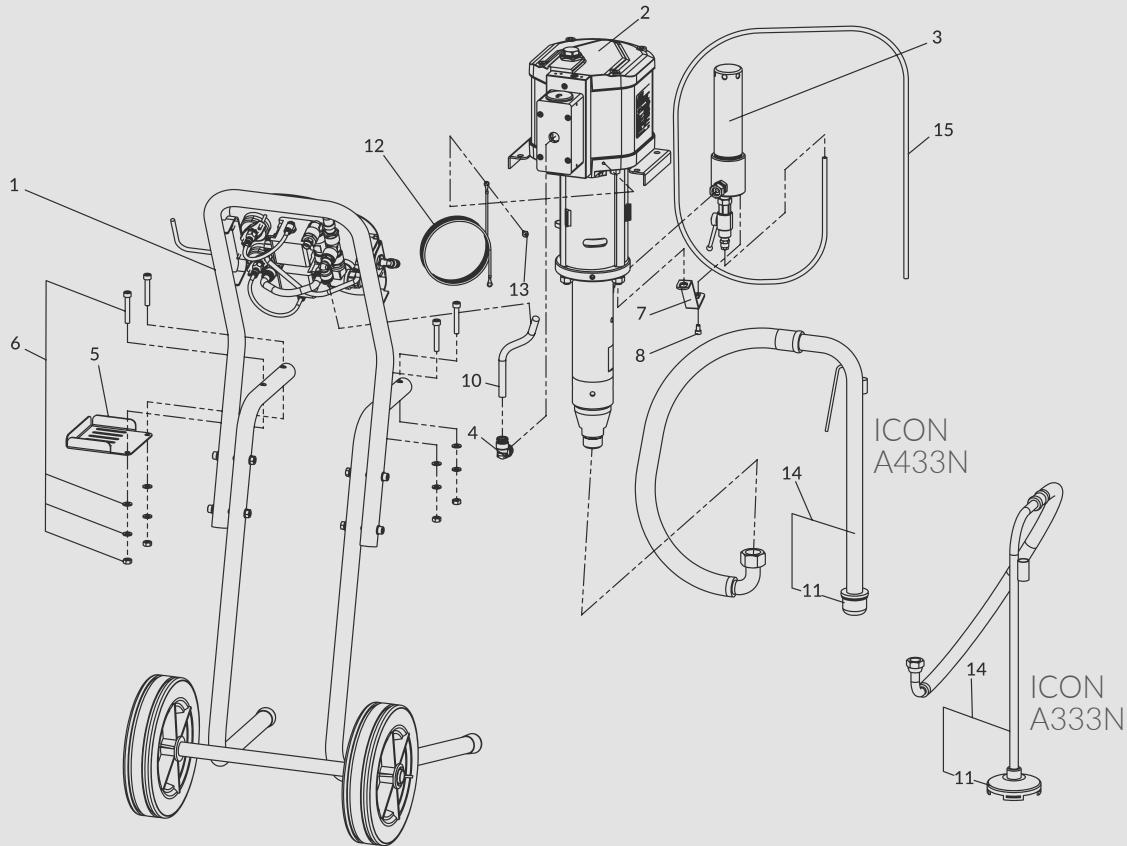
ORDER INFORMATION

CODE	MODEL	CONFIGURATION
14050180	ICON-A433N	AIRLESS UNIT with STAINLESS STEEL Fluid Passages (36:1) Supplied with SUCTION HOSE SET
14000730	ICON-A433N-S3	AIRLESS UNIT with STAINLESS STEEL Fluid Passages (36:1) Supplied with HOPPER SET (6 lt.)
14050190	ICON-A333N	AIRLESS UNIT with STAINLESS STEEL Fluid Passages (32:1) Supplied with SUCTION HOSE SET
14000740	ICON-A333N-S3	AIRLESS UNIT with STAINLESS STEEL Fluid Passages (32:1) Supplied with HOPPER SET (6 lt.)

TECHNICAL DATA		ICON-A433N	ICON-A333N
PLUNGER PUMP:		PP-3688N	PP-3260N
WEIGHT:		46.5 Kg	40 Kg
DIMENSIONS (LxWxH):		496 x 627 x 1164 mm	
PAINT FILTER:	Delivery paint filter	TF-8N (100 Mesh)	
	Fluid suction filter	15 mesh	50 mesh
MAX. FLUID WORKING PRESSURE:		252 bar (25.2 MPa)	224 bar (22.4 MPa)
MAX. AIR INLET PRESSURE:		7.0 bar (0.7 MPa)	
PRESSURE RATIO:		36:1	32:1
WORKING TEMPERATURE:		5°~40° C	
NOISE LEVEL:		99.7 dB(A)	97.2 dB(A)
COMPRESSOR REQUIRED POWER:		> 1.5 Kw	
FLUID OUTPUT:	Max. fluid delivery	88 ml	60 ml
	Max. volume/min.	5.2 l/min	3.6 l/min
NO. of CYCLES per MINUTE		60 cyc	
AIR NIPPLE		G1/4"	
FLUID NIPPLE		G1/4"	

AIRLESS UNITS

ICON-A433N and ICON-A333N



SPARE PARTS



REF.	CODE	DESCRIPTION	ICON-A433N	ICON-A333N
1	04445810	CART SET	x	x
2	14050130	PLUNGER PUMP SET	PP-3688N	--
2	14050140	PLUNGER PUMP SET	PP-3260N	x
3	1457000000	DELIVERY PAINT FILTER SET	TF-8N	x
4	04444920	ELBOW MALE ADAPTOR	1/2"x ø12	x
5	04444740	TIP STAY		x
6	94447890	BOLT and NUT SET for PUMP HEX. SOCKET BOLT (4 pcs.) + NUT (4 pcs.) + SPRING WASHER (4 pcs.) + WASHER (4 pcs.)		x
7	04001270	FILTER STAY		x
8	06350612	BOLT WITH HEX. HOLE	M6x10	x
10	04444690	AIR HOSE		x
11	04444760	SUCTION FILTER SET	M28x1.5 15mesh	--
11	UL10000701	SUCTION FILTER SET	M15x50mesh	x
12	ME100001	GROUND WIRE SET		x
13	06155024	SCREW	M5x10	x
14	94444750	SUCTION HOSE SET		--
14	0101010000	SUCTION HOSE SET		x
15	00100030	DRAIN HOSE	8x6	x
16	94445770	PACKING PROTECTION LIQUID		x
17	04445760	HOOK SPANNER		x

HIGH PRESSURE

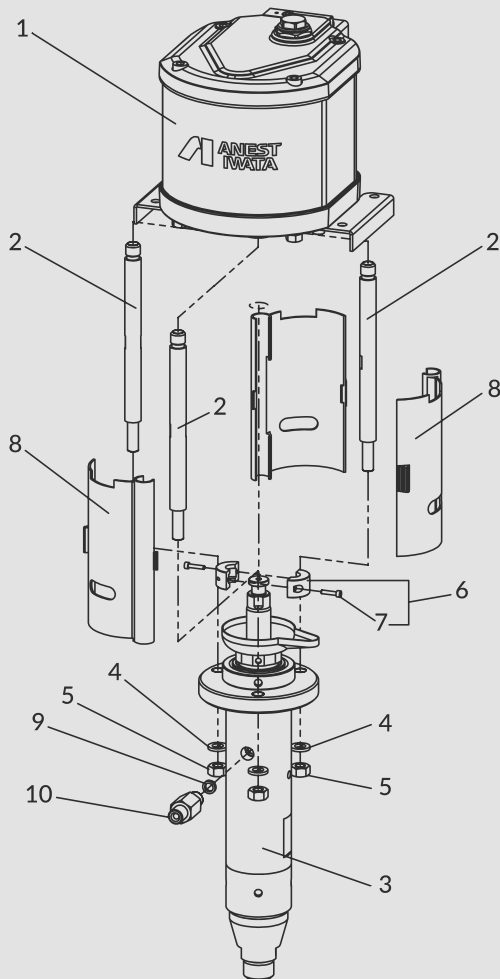
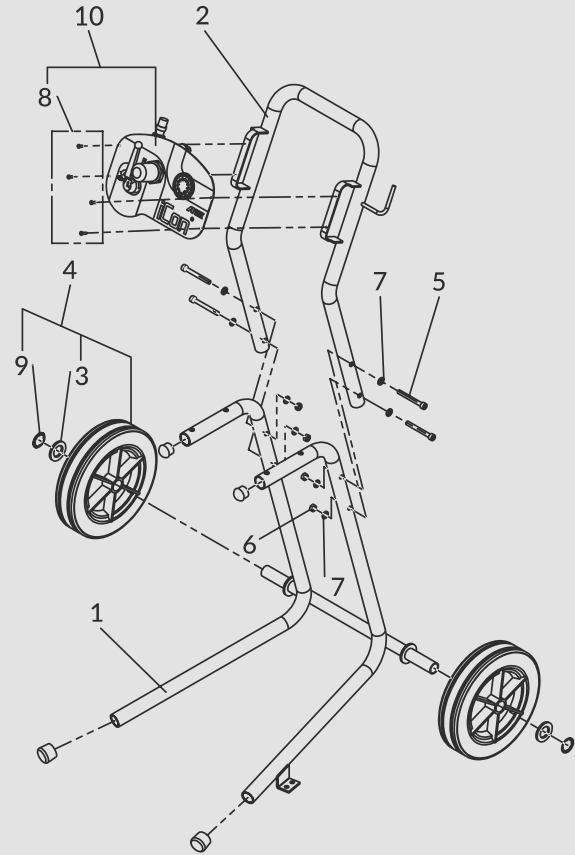


ICON-A433N and ICON-A333N

AIRLESS ICON PUMPS

CART FRAME SET

REF	CODE	DESCRIPTION
1	94445680	CART FRAME
2	04444730	HANDLE FRAME
3	04445720	WHEEL WASHER
4	94444960	WHEEL SET
		WHEELS (2 pcs.) + WASHERS (2 pcs.) + SELF LOCKING RINGS (2 pcs.)
5	04447890	BOLT WITH HEX. HOLE M8
6	06361081	HEX. NUT M8
7	06363080	WASHER M8
8	94444790	SOCKET BUTTON HEAD SCREW (4 pcs.)
9	04447900	SELF LOCKING RING
10	94445790	AIR REGULATOR SET
		AIR REGULATOR SET (1 pc.) + SOCKET BUTTON HEAD SCREW (4 pcs.)



PLUNGER PUMP SET

CODE	DESCRIPTION	REF	
04946700	AIR MOTOR SET for ICON-A433N	1	
04946750	AIR MOTOR SET for ICON-A333N	1	
04938220	CONNECTING ROD	2	
04946730	FLUID PUMP SET for ICON-A433N	3	
04946760	FLUID PUMP SET for ICON-A333N	3	
06362120	SPRING WASHER	M12	4
06361121	HEXAGON NUT	M12	5
94938230	COUPLING SET for ICON-A433N	6	
	COUPLINGS (2 pcs.) + BOLT WITH HEXAGON HOLE (2 pcs.)		
94943870	COUPLING SET for ICON-A333N	6	
	COUPLINGS (2 pcs.) + BOLT WITH HEXAGON HOLE (2 pcs.)		
94939540	BOLT WITH HEX. HOLE (2 pcs.)	M4x20	7
04938240	ROD COVER		8
04938260	FLUID OUTPUT PACKING		9
04938250	FLUID OUTPUT JOINT		10

AIRLESS UNITS

ICON-A433N and ICON-A333N

AIR MOTOR SET

REF.	CODE	DESCRIPTION	ICON-A433N	ICON-A333N	
1	94938600	BOTTOM MODULE	x	--	
1	94944860	BOTTOM MODULE	--	x	
2	94938620	METAL SET	METAL \varnothing 22 x \varnothing 32 x L22 + SEEGER	x	--
2	94944870	METAL SET	METAL \varnothing 18 x \varnothing 25 x L25 + SEEGER	--	x
3*	94943830	"U" PACKING SET	"U" PACKING + SEEGER	x	--
3*	94946600	"U" PACKING SET	"U" PACKING + SEEGER	--	x
4	94939290	AIR PISTON		x	--
4	94944900	AIR PISTON		--	x
5	94939300	PISTON ROD		x	--
5	94944910	PISTON ROD		--	x
6*	04943730	'O' RING	\varnothing 5.34 x \varnothing 145.42	x	--
6*	04944980	'O' RING	\varnothing 5.34 x \varnothing 113.7	--	x
7	96471162	WASHER	M16 (2 pcs.)	x	--
7	96471142	WASHER	M14 (2 pcs.)	--	x
8	04939460	SELF LOCKING HEX. NUT	M16	x	--
8	04944960	SELF LOCKING HEX. NUT	M14	--	x
9	94939270	CYLINDER		x	--
9	94944880	CYLINDER		--	x
10	94943740	'O' RING SET	\varnothing 3 x \varnothing 154 (2 pcs.)	x	--
10	94944990	'O' RING SET	\varnothing 3 x \varnothing 119.5 (2 pcs.)	--	x
11	94939320	PILOT AIR HOSE SET	PILOT AIR HOSE (2 pcs.) + 'O' RING (4 pcs.)	x	x
12*	96637607	'O' RING SET	'O' RING \varnothing 1.5 x \varnothing 6.5 (4 pcs.)	x	x
13	94939310	HEAD MODULE		x	--
13	94944920	HEAD MODULE		--	x
14	94939480	BOLT NUT SET BOLT M10 x L180 (4 pcs.) + NUT M10 (4 pcs.) + SPRING WASHER M10 (4 pcs.)		x	--
14	94944970	BOLT NUT SET BOLT M8 x L180 (4 pcs.) + NUT M10 (4 pcs.) + SPRING WASHER M10 (4 pcs.)		--	x
15	94939350	MODULE PACKING SET	(2 pcs.)	x	x
16	94939520	BOLT WITH HEX. HOLE SET	M5xL35 (2 pcs.)	x	x
17	04939340	SUB PLATE PACKING		x	x
18	94939330	SUB PLATE		x	x
19	94946720	AIR OPERATING VALVE SET	AIR OPERATING VALVE + SUB PLATE PACKING	x	x
20	94939530	BOLT WITH HEX. HOLE SET	M5x75 (4 pcs.)	x	x
21	04939450	PUMP STAY "L"		x	--
21	04944950	PUMP STAY "L"		--	x
22	04939440	PUMP STAY "R"		x	--
22	04944940	PUMP STAY "R"		--	x
23	94939490	BOLT WITH HEX. HOLE + SPRING WASHER BOLT M8x16 (4 pcs.) + SPRING WASHER M8 (4 pcs.)		x	x
24	94447750	CYLINDER COVER		x	--
24	94447830	CYLINDER COVER		--	x
25	94946710	DOUBLE ACTION PILOT VALVE		x	x
	04001490	AIR MOTOR MAINTENANCE KIT		x	--
	04002030	AIR MOTOR MAINTENANCE KIT		--	x

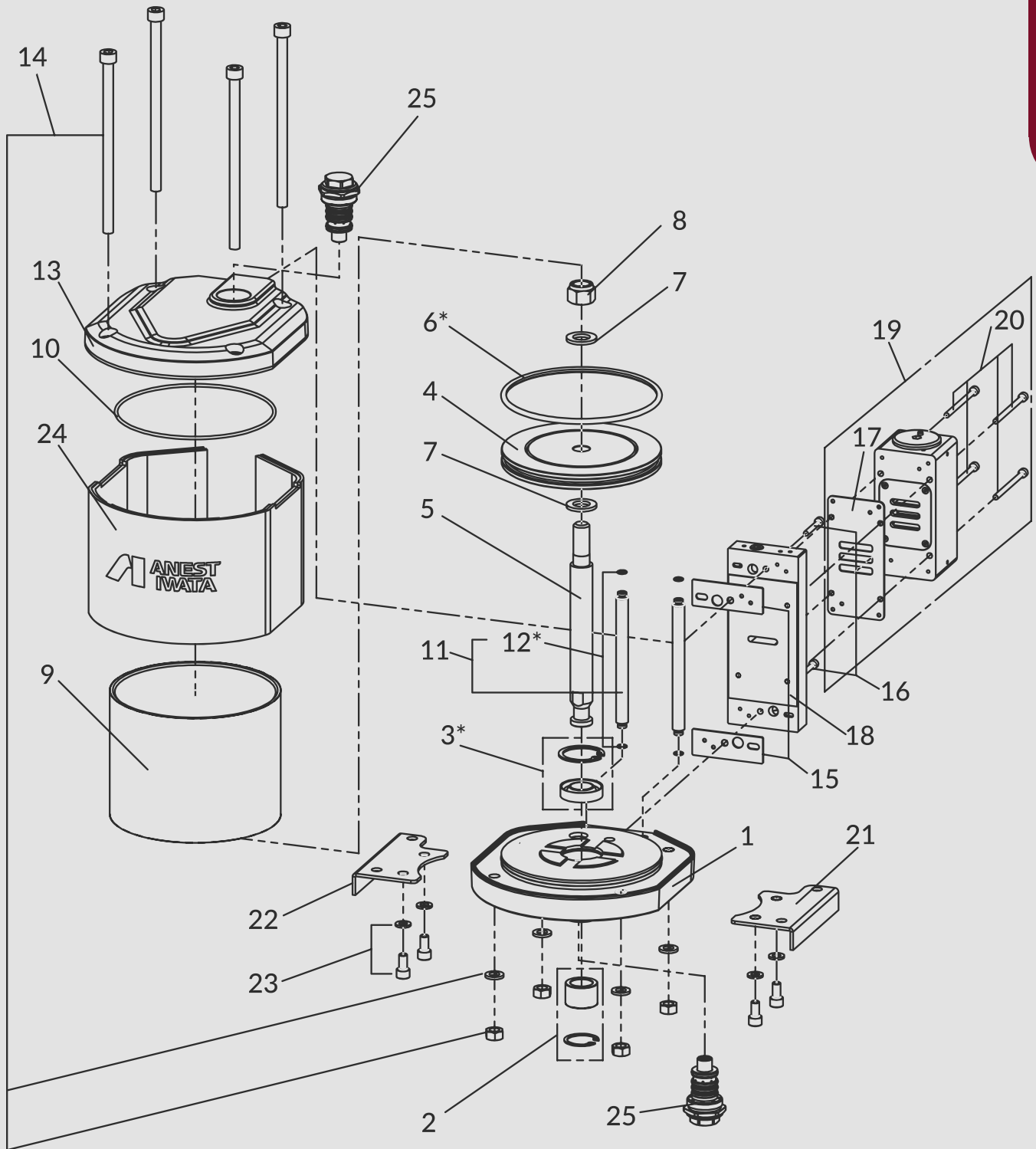
(*) Spare parts included in MAINTENANCE KIT

HIGH PRESSURE



ICON-A433N and ICON-A333N

AIRLESS ICON PUMPS

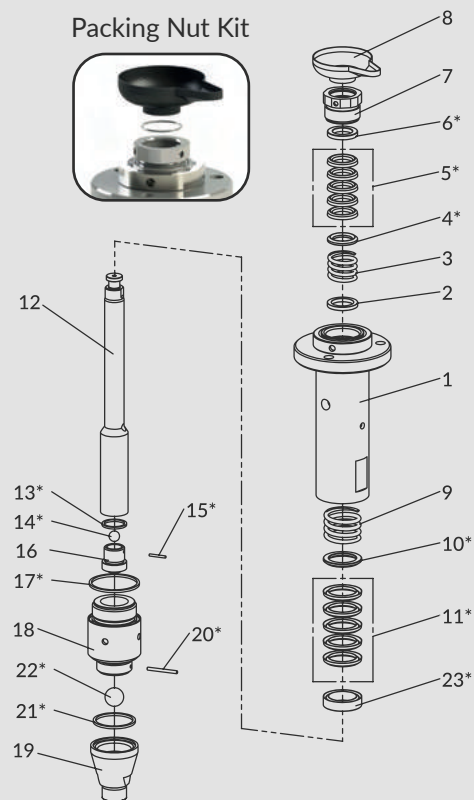


AIRLESS UNITS

ICON-A433N and ICON-A333N

FLUID PUMP SET for ICON-A433N

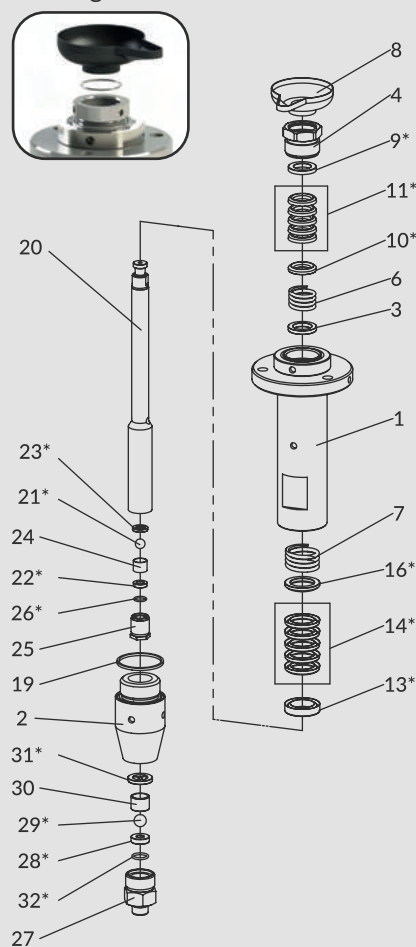
REF.	CODE	DESCRIPTION
1	04001520	SUCTION TUBE WITH FLANGE
2	04938380	SPRING HOLDER
3	04938370	UPPER SPRING
4*	04938320	UPPER "V" PACKING MALE ADAPTOR
5*	04001500	UPPER PACKINGS KIT ("V" PACKINGS PE 3 pcs. + PTFE 2 pcs.)
6*	04938350	UPPER "V" PACKING FEMALE ADAPTOR
7	940175A0	PACKING NUT KIT (PACKING NUT+'O' RING)
7-1	960053A0	'O' RING
8	04938490	THINNER CUP
9	04938360	LOWER SPRING
10*	04938470	LOWER "V" PACKING MALE ADAPTOR
11*	04001510	LOWER PACKINGS KIT ("V" PACKINGS PE 3 pcs. + PTFE 2 pcs.)
12	94938400	SUCTION ROD
13*	04938420	VALVE HOLDER PACKING
14*	06662045	BALL 9/16"
15*	04938430	VALVE HOLDER PIN
16	94938410	VALVE HOLDER
17*	04000210	SUCTION TUBE PACKING
18	94938300	SUCTION CONNECTOR
19	94938310	VALVE ADAPTOR
20*	04938390	LOWER PIN
21*	04000140	ADAPTOR PACKING
22*	06662100	BALL 1"
23*	04938440	LOWER "V" PACKING FEMALE ADAPTOR
	04002020	FLUID PUMP MAINTENANCE KIT



FLUID PUMP SET for ICON-A333N

REF.	CODE	DESCRIPTION
1	04002100	SUCTION TUBE WITH FLANGE
2	94943910	SUCTION CONNECTOR
3	04944740	SPRING HOLDER
4	940176A0	PACKING NUT KIT (PACKING NUT+'O' RING)
4-1	960053A0	'O' RING
6	04944730	UPPER SPRING
7	04944720	LOWER SPRING
8	04938490	THINNER CUP
9*	04943990	UPPER "V" PACKING FEMALE ADAPTOR
10*	04943960	UPPER "V" PACKING MALE ADAPTOR
11*	04002040	UPPER PACKINGS KIT ("V" PACKINGS PE 3 pcs. + PTFE 2 pcs.)
13*	04944810	LOWER "V" PACKING FEMALE ADAPTOR
14*	04002060	LOWER PACKINGS KIT ("V" PACKINGS PE 3 pcs. + PTFE 2 pcs.)
16*	04944840	LOWER "V" PACKING MALE ADAPTOR
19	04000240	SUCTION TUBE PACKING
20	94944750	SUCTION ROD
21*	06662040	BALL 1/2"
22*	04944780	VALVE SEAT
23*	04944770	VALVE HOLDER PACKING
24	04944790	BALL GUIDE
25	04944760	VALVE HOLDER
26*	04944800	'O' RING $\varnothing 2 \times \varnothing 13$
27	04943920	VALVE ADAPTOR
28*	04943930	VALVE SEAT
29*	06662050	BALL 5/8"
30	04943940	BALL GUIDE
31*	04943950	ADAPTOR PACKING
32*	04946590	'O' RING $\varnothing 2.5 \times \varnothing 17$
	04002120	FLUID PUMP MAINTENANCE KIT

Packing Nut Kit



(* Spare parts included in MAINTENANCE KIT)

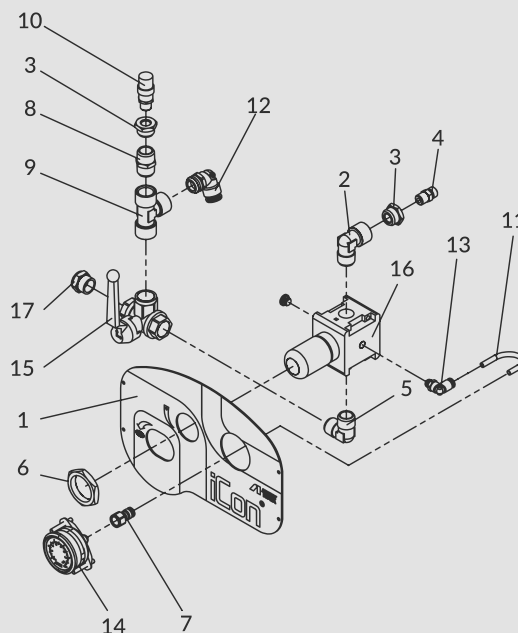
HIGH PRESSURE



ICON-A433N and ICON-A333N

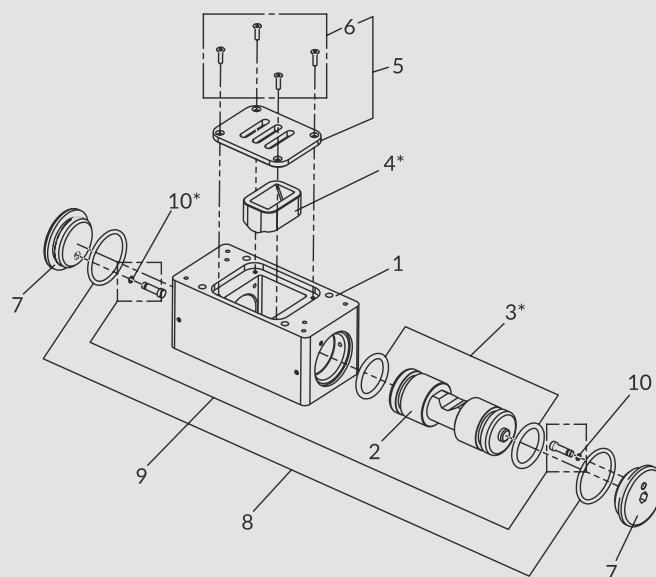
AIR REGULATOR SET

REF.	CODE	DESCRIPTION	
1	04445640	PANEL	
2	04444930	ELBOW UNION	1/2" MF
3	04444860	REDUCER	G1/2"-G1/4"
4	UL30010501	SPECIAL NIPPLE	R1/4" - G1/4"
5	04445650	ELBOW JOINT	1/2"
6	04444830	TOP MOUNTING RING	
7	04444950	FEMALE ADAPTOR	1/4" - ϕ 6
8	04444910	NIPPLE	1/2"
9	04444850	"T" ADAPTOR	1/2" FFF
10	UL30036000	SAFETY VALVE	
11	04444670	AIR HOSE	ϕ 6
12	04444920	ELBOW MALE ADAPTOR	1/2" x ϕ 12
13	04444940	ELBOW MALE ADAPTOR	1/8" x ϕ 6
14	04444650	PRESSURE GAUGE	
15	04444840	3-WAY VALVE	1/2"
16	04444800	AIR REGULATOR	
17	04447820	EXHAUST FILTER	



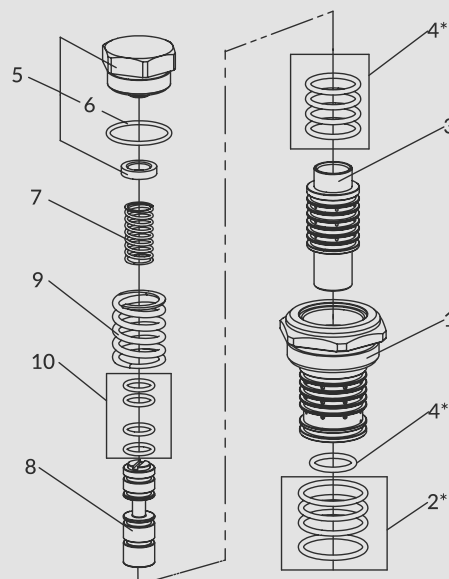
AIR OPERATING VALVE SET

REF.	CODE	DESCRIPTION	
1	94939360	CHANGEOVER MAIN BODY	
2	04939410	SPOOL	
3*	94000440	'O' RING SET ϕ 4 x ϕ 28	(2 pcs.)
4*	04939370	CHANGEOVER BLOCK	
5	94939380	SEAT PLATE SET [ref. 5 (1 pc.) + ref. 6 (4 pcs.)]	
6	94943720	HEX. SOCKET COUNTERSUNK SCREW	(4 pcs.)
7	04939390	SIDE CAP	
8	94943770	'O' RING ϕ 3 x ϕ 38	(2 pcs.)
9	94939400	DETENT PISTON SET [ref. 9 (2 pcs.) + ref. 10 (2 pcs.)]	
10	04943810	'O' RING ϕ 1 x ϕ 3	



DOUBLE ACTION PILOT VALVE

REF.	CODE	DESCRIPTION	
1	94938610	VALVE HOUSING	
2*	-	'O' RING	ϕ 2 x ϕ 21.5
3	94939220	VALVE	
4*	-	'O' RING	ϕ 2 x ϕ 14
5	94939230	CAP	
6	-	'O' RING	ϕ 1.5 x ϕ 22
7	04939240	SPOOL SPRING	
8	94939260	SPOOL	
9	04939250	VALVE SPRING	
10*	-	'O' RING	ϕ 1.5 x ϕ 9
	04001390	PILOT VALVE 'O' RING KIT	



AIRLESS UNITS

ICON-A233N AIRLESS PUMP

Some serious jobs require a good partner, and the Airless versions of the Anest Iwata Icon X-3 series were developed to be your best workmate during long days of painting. The new cart frame design has the wall support mounted inside and it can work both with the Suction Hose or the Hopper to be as versatile as possible and meet your requirements.

The Pump is compact and therefore easily transportable, thanks to its new compact filter but at the same time its 30:1 ratio will allow you to work with the most viscous paints. Make sure to check out our highly compelling and economical X-3 Kits, consisting of the new Icon X-3 Pump, an ALG-7 TE WB Airless Spray Gun plus one of our updated High-Pressure Hoses.

icon[®]
X3

stainless steel

ICON A233N AIRLESS PUMP

FEATURES

New Delivery Paint Filter TF-1S (w/100 mesh filter)

Suction Hose with filter or Hopper set (6 lt.)

All wetted parts in stainless steel

Fluid valve seats in carbide

Hard chromed plate surfaces inside

Self-adjusting V packings

TECHNICAL DATA		ICON-M233N
PRESSURE RATIO:		30:1
MAX. FLUID WORKING PRESSURE:		210 bar (21 MPa)
MAX. AIR INLET PRESSURE:		7.0 bar (0.7 MPa)
AIR CONSUMPTION:		110 NI/min. at 30 cyc/min.
FLUID OUTPUT:	MAX. FLUID DELIVERY	25 ml
	MAX. VOLUME/MIN.	2.5 l/min.
MAX. NO. OF CYCLES PER MIN.		100 cyc

The unit is delivered on a **CART FRAME** which by design includes the **WALL MOUNT**



Version with wall mount **BRACKET**



ICON-A233N AIRLESS KIT

CONFIGURATION of the ICON A233N KIT

ICON PUMP assembled either on **Cart Frame** or **Wall Mount**

1 Air Pressure Regulator

Delivery Paint Filter TF1-S (w/100 mesh filter)

Suction Hose (w/50 mesh filter)

or **Hopper Set 6 lt.** (w/50 mesh filter)

High Pressure Hose

Airless Spray gun **ALG-7 TE WB**

ICON A233N AIRLESS KIT

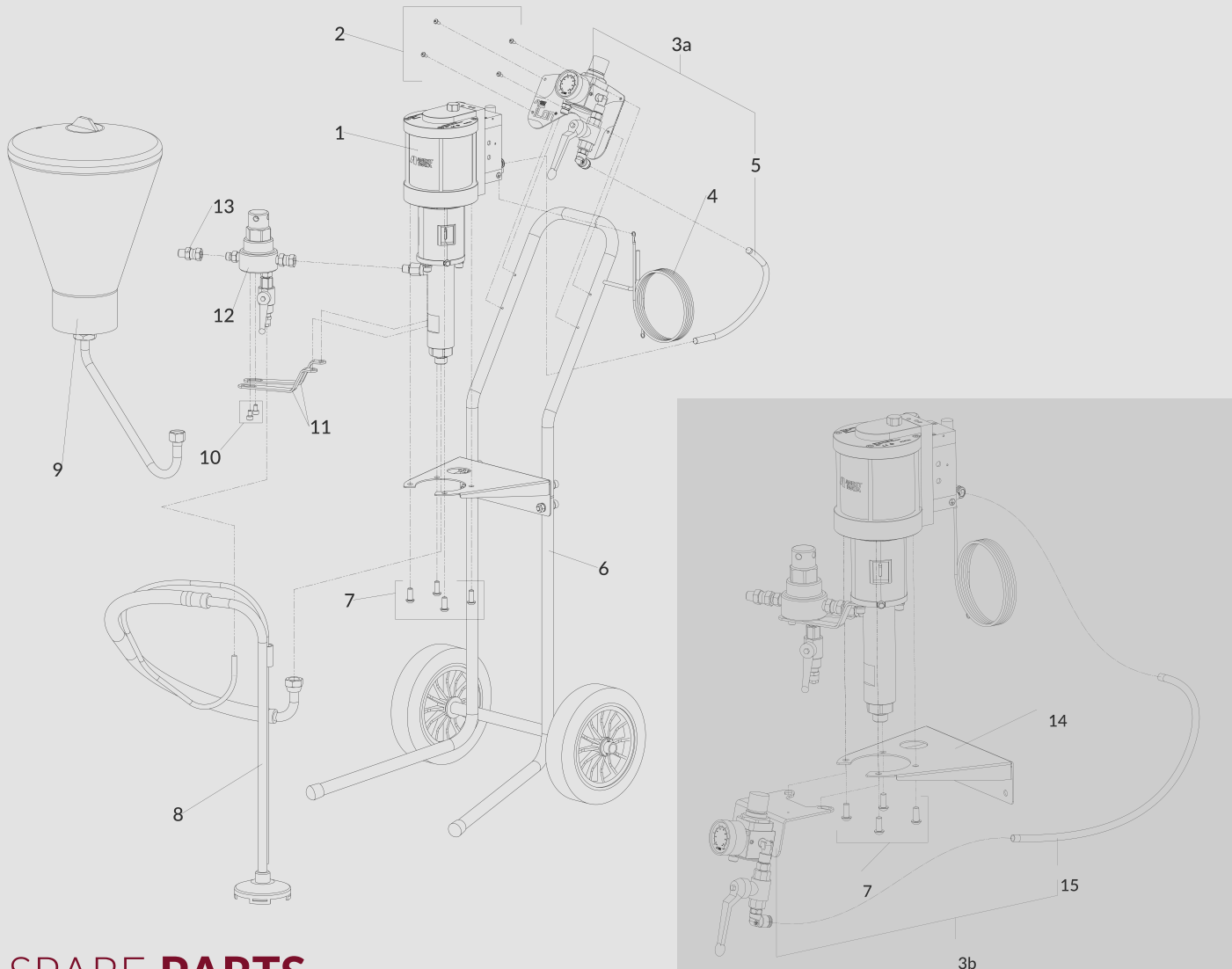


ORDER INFORMATION

MODEL	CODE	ASSEMBLED WITH	MULTI SPRAY GUN	GUN FILTER	TWIN HOSE 7.5m
ICON-A233N AIRLESS PUMP and KIT assembled on CART FRAME					
ICON-A233N-S	140027A0	SUCTION HOSE (w/50 mesh filter)	-	-	-
ICON-A233N-S1	140026A0		ALG -7 TE WB	100 Mesh	NH-25075 14156860
ICON-A233N-H	140029A0	HOPPER SET (6lt.) (w/50 mesh filter)	-	-	-
ICON-A233N-H1	140028A0		ALG -7 TE WB	100 Mesh	NH-25075 14156860
ICON-A233N AIRLESS PUMP and KIT assembled on WALL MOUNT					
ICON-A233N-SWM	140031A0	SUCTION HOSE (w/50 mesh filter)	-	-	-
ICON-A233N-SWM1	140030A0		ALG -7 TE WB	100 Mesh	NH-25075 14156860
ICON-A233N-HWM	140033A0	HOPPER SET (6lt.) (w/50 mesh filter)	-	-	-
ICON-A233N-HWM1	140032A0		ALG -7 TE WB	100 Mesh	NH-25075 14156860

AIRLESS UNITS

ICON-A233N AIRLESS



SPARE PARTS

REF.	CODE	DESCRIPTION
1	-	PLUNGER PUMP (PP-3025N)
2	94444790	SOCKET BUTTON HEAD SCREW (4 pcs)
3a	940190A0	AIR REGULATOR SET for CART FRAME version
3b	940191A0	AIR REGULATOR SET for WALL MOUNT version
4	ME100001	GROUND WIRE SET
5	940157A0	AIR HOSE 0,3 m
6	940085A0	CART FRAME ASSY
7	960055A0	HEX. SOCKET BUTTON HEAD SCREW M8x20 SET (4 pcs)
8	0101010000	SUCTION HOSE SET
9	04005510	HOPPER SET 6 lt.
10	960056A0	HEX. SOCKET BOLT M6x10 SET (2 pcs)
11	940052A0	FILTER STAY
12	140002A0	DELIVERY PAINT FILTER SET TF-1S
13	94006030	ADAPTER G1/4" F - NPSM 1/4" M
14	940192A0	WALL MOUNT SUPPORT
15	940060A0	AIR HOSE 0,5 m

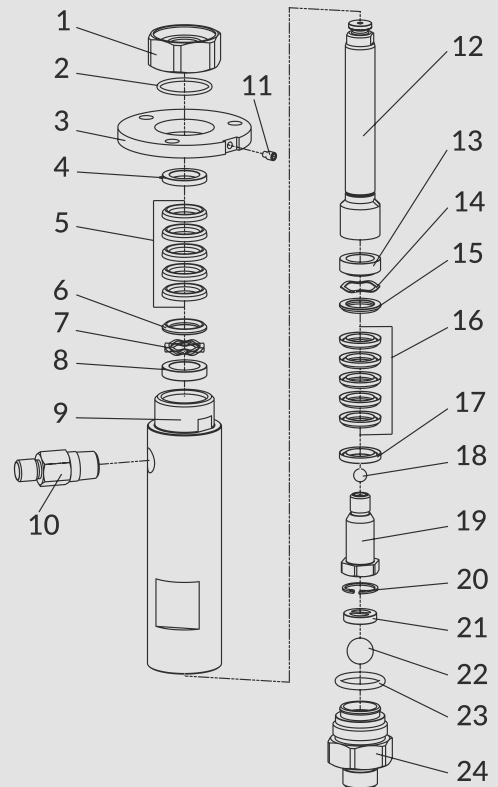
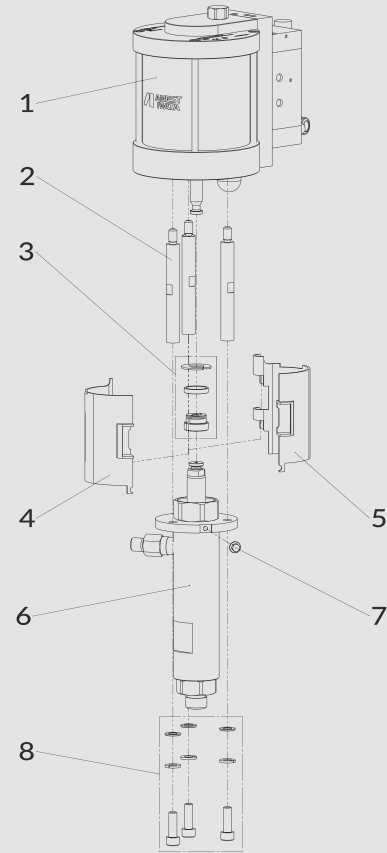
ICON-A233N AIRLESS

PLUNGER PUMP SET

REF.	CODE	DESCRIPTION
1	940000A0	AIR MOTOR
2	940036A0	CONNECTING ROD
3	940193A0	COUPLING KIT
4	940093A0	ROD COVER LEFT
5	940094A0	ROD COVER RIGHT
6	940014A0	FLUID PUMP SET
7	960047A0	HEX. SOCKET FLANGE BOLT M5x12
8	940170A0	SCREWS & WASHERS SET (3+3+3 pcs.)

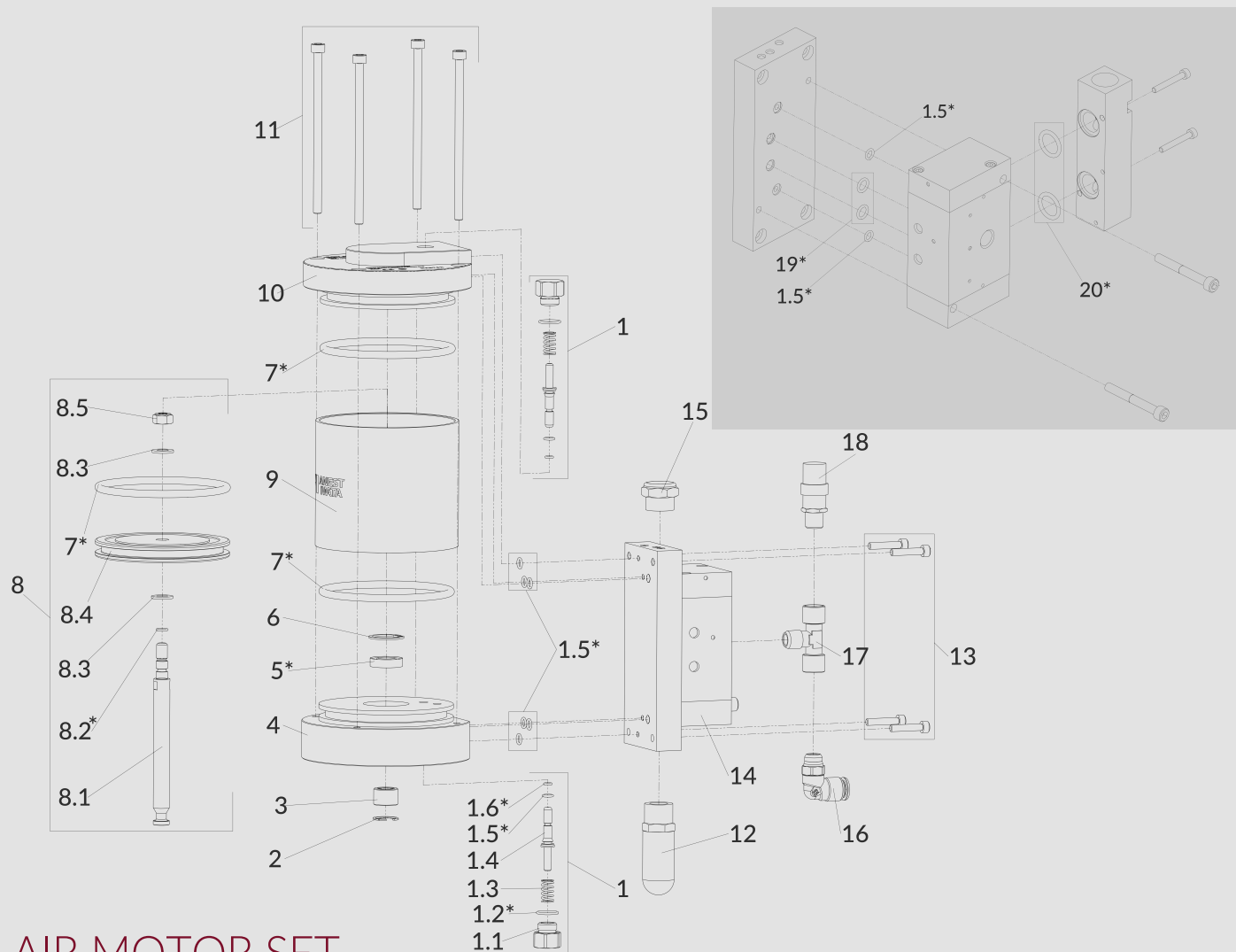
FLUID PUMP SET

REF.	CODE	DESCRIPTION
1	940031A0	PACKING HOLDER
2	960011A0	O-RING 2.0-29.5
3	940112A0	FLANGE
4	940126A0	V-PACKING FEMALE ADAPTOR (UPPER)
5	940069A0	V-PACKING SET (UPPER) (3 PE + 2 PTFE)
6	940123A0	V-PACKING MALE ADAPTOR (UPPER)
7	940122A0	MULTI WAVE SPRING
8	940121A0	SPRING HOLDER (UPPER)
9	940015A0	SUCTION TUBE
10	940032A0	FLUID OUTPUT JOINT
11	960040A0	PLUG
12	940166A0	SUCTION ROD
13	940127A0	SPRING HOLDER (LOWER)
14	940128A0	NESTED SPRING
15	940129A0	V-PACKING MALE ADAPTOR (LOWER)
16	940070A0	V-PACKING SET (LOWER) (3 PE + 2 PTFE)
17	940132A0	V-PACKING FEMALE ADAPTOR (LOWER)
18	06662025	BALL 5/16"
19	940021A0	VALVE HOLDER
20	960014A0	SEEGER 20
21	04944770	VALVE HOLDER PACKING
22	06662050	BALL 5/8"
23	960015A0	O-RING 3.53-23.39
24	940033A0	VALVE ADAPTOR



AIRLESS UNITS

ICON-A233N AIRLESS UNIT



AIR MOTOR SET

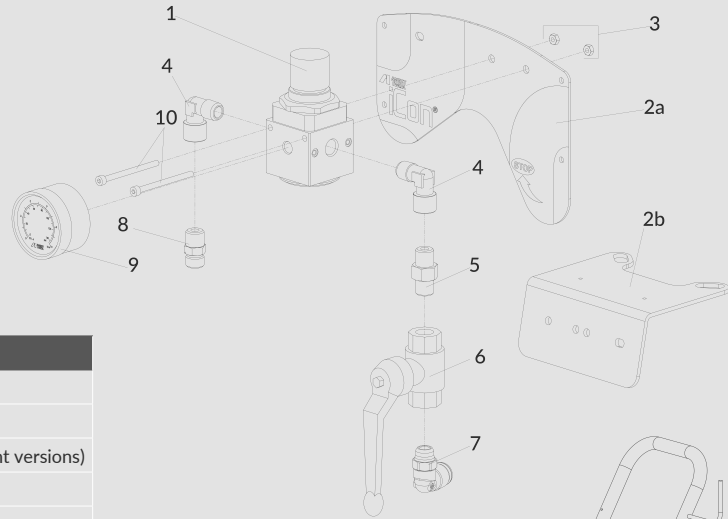
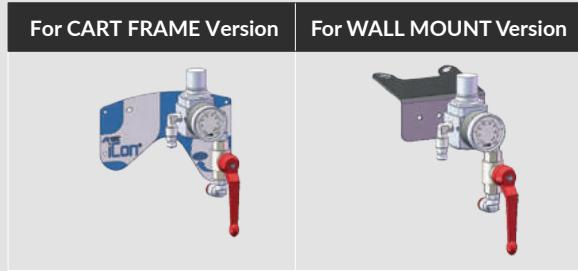
REF.	CODE	DESCRIPTION
1	940073A0	PILOT VALVE SET
1.1	940007A0	PILOT VALVE CAP
1.2*	96997009	O-RING \varnothing 1.5-13.5
1.3	940006A0	PILOT VALVE SPRING
1.4	940005A0	PILOT VALVE SHAFT
1.5*	96997003	O-RING \varnothing 1,5-5.5
1.6*	96997012	O-RING \varnothing 1.5-3.5
2	960000A0	SEEGER 18
3	940002A0	METAL
4	940001A0	BOTTOM MODULE
5*	960001A0	U-PACKING
6	960002A0	SEEGER 24
7*	960004A0	O-RING \varnothing 5.33-89.69
8	940065A0	PISTON ROD SET
8.1	940159A0	PISTON ROD
8.2*	960052A0	O-RING \varnothing 1.5-6
8.3	06363080	WASHER

REF.	CODE	DESCRIPTION
8.4	940004A0	AIR PISTON
8.5	960003A0	SELF LOCKING HEX. NUT
9	940008A0	CYLINDER
10	940010A0	HEAD MODULE
11	960006A0	HEX. SOCKET BOLT M6x120
12	960010A0	MUFFLER
13	96350525	HEX. SOCKET BOLT M5x25
14	940174A0	AIR OPERATING VALVE
15	04447820	EXHAUST FILTER
16	UL300309	ELBOW UNION
17	UL30030000	T-JOINT
18	UL30036000	SAFETY VALVE
19*	060031A0	O-RING \varnothing 1.78-7.65
20*	060008A0	O-RING \varnothing 2.62-15.54
	940072A0	O-RING SET FOR AIR MOTOR & AIR OPERATING VALVE

(*) Spare parts included in 'O' Ring Set

ICON-A233N AIRLESS UNIT

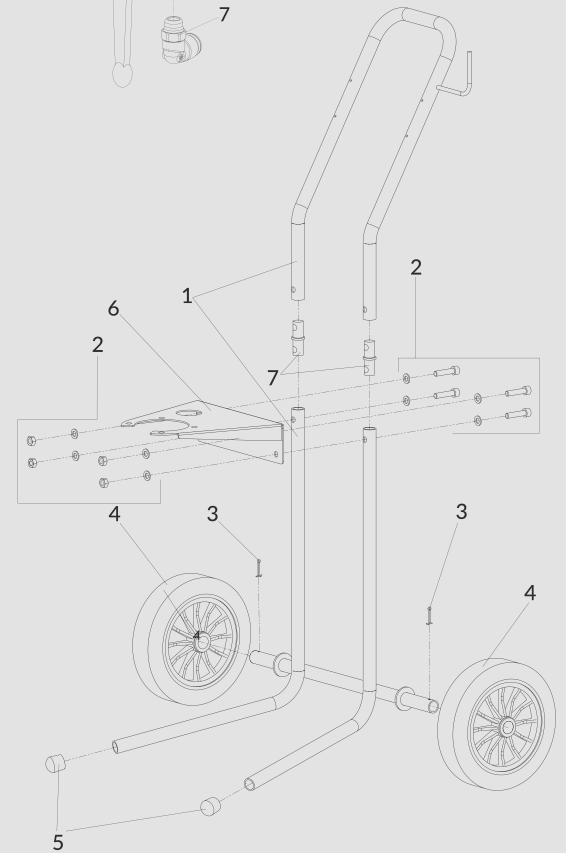
AIR REGULATOR SET



REF.	CODE	DESCRIPTION
1	UI00070001	AIR REGULATOR
2a	940156A0	PANEL (for Cart Frame version)
2b	UL00005201	PLATE FOR AIR REGULATOR (for Wall Mount versions)
3	UL300700	HEX. NUT M4
4	UL300201	L-JOINT
5	UL300101	NIPPLE
6	UL30034901	BALL VALVE WITH EXHAUST HOLE
7	UL300309	ELBOW UNION
8	UL30010501	SPECIAL NIPPLE R1/4" - G1/4"
9	02004003	PRESSURE GAUGE (bar - psi)
10	06350455	BOLT WITH HEX. HOLE M4x55

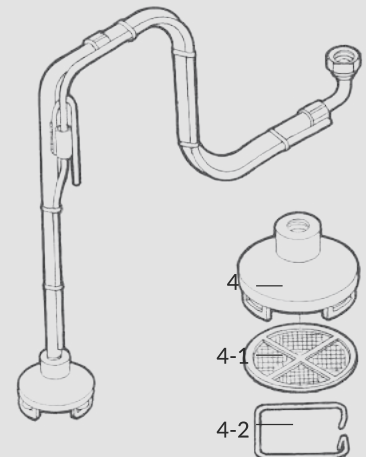
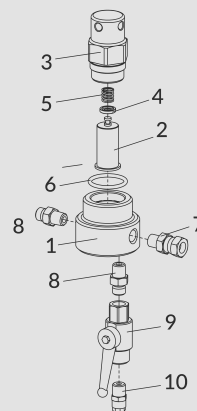
CART FRAME SET

REF.	CODE	DESCRIPTION
1	940113A0	CART FRAME STRUCTURE
2	940169A0	SCREWS, NUTS & WASHER SET (4+4+8 pcs.)
3	UL300811	SPLIT PIN
4	UL200001	WHEEL
5	960019A0	RUBBER CAP
6	940192A0	WALL MOUNT SUPPORT
7	940089A0	CONNECTION ELEMENT



TF-1S DELIVERY PAINT FILTER

REF.	CODE	DESCRIPTION
1	940053A0	FILTER BODY
2	VFM2704	FILTER 100 MESH
3	940054A0	CYLINDER
4	940055A0	WASHER
5	940056A0	FILTER SPRING
6	960021A0	O-RING 3.53-32.92
7	96859022	SWIVEL JOINT R1/4"M - G1/4"F
8	UL300462	JOINT G1/4" - R1/4"
9	UL30090100	DRAIN VALVE
10	UL300302	HOSE JOINT



SUCTION HOSE SET

REF.	CODE	DESCRIPTION
4	UL10000701	COMPLETE COVER SET
4-1	0040720100	FILTER 50 MESH
4-2	00407203	FILTER STOPPER

AIRLESS UNITS






ALS-333 C | ALS-423 TX | ALS-433 C | ALS-433 TX

FEATURES

FOR SOLVENT & WATER-BASED PAINTS

All Versions Mounted on Cart with:

- Air Regulators
- Delivery Paint Filter Unit
- Dip Tube with Filter
- Fluid Recirculation Hose
- Overpressure Valve

TECHNICAL DATA	 n:n	 bar	 bar	 l/min	 mesh
ALS-333 C	25:1	170	6.8	2.5 (90 cyc)	190
ALS-423 TX	23:1	156		8.0 (100cyc)	220
ALS-433 C	30:1	204		5.0 (90 cyc)	140
ALS-433 TX	30:1	204		5.0 (90 cyc)	230

• Air nipple: G1/4" • Fluid nipple: G1/4"

ORDER INFORMATION

CODE	MODEL	CONFIGURATION
1405831900	ALS-333 C	AIRLESS UNIT
1A231W083100	ALS-423 TX	AIRLESS UNIT with STAINLESS STEEL PAINT PASSAGES
1405834800	ALS-433 C	AIRLESS UNIT
1A301W083100	ALS-433 TX	AIRLESS UNIT with STAINLESS STEEL PAINT PASSAGES



stainless steel



stainless steel

ALS - 333 C Pump PP1251C



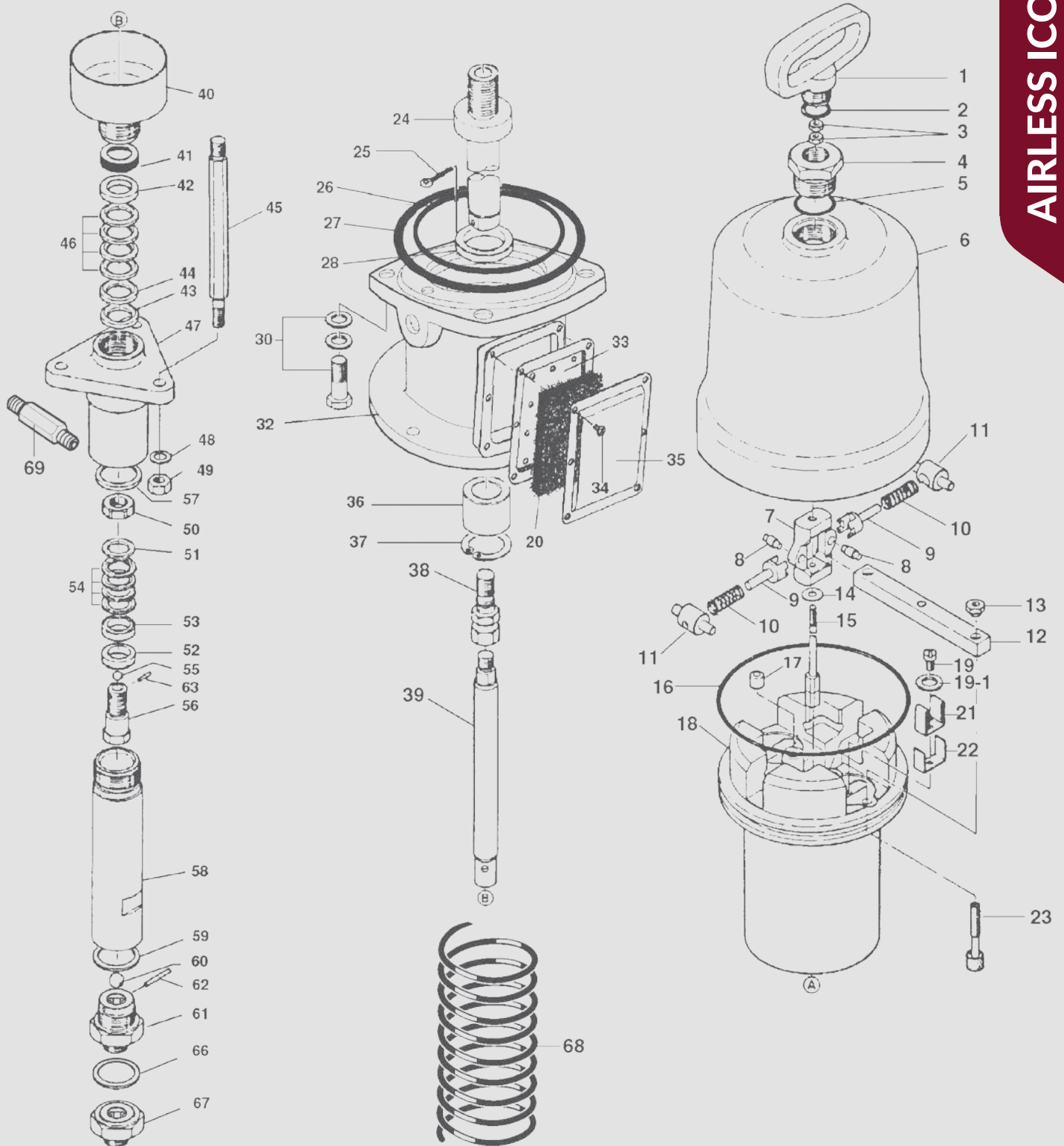
ALS - 433 C Pump PP4301C

ALS - 433 TX Pump PP4301CNE



CODE	DESCRIPTION	FOR VERSION
1456000000	TF-8 DELIVERY PAINT FILTER SET	for ALS 333 C- ALS 433 C
1457000000	TF-8 N DELIVERY PAINT FILTER SET	for ALS 423 TX- ALS 433 TX
0200309102	AIR REGULATOR SET	for ALS 333 C
0200309401	AIR REGULATOR SET	for ALS 423 TX- ALS 433 C - ALS 433 TX
0101009000	DIP TUBE SET (50 mesh filter)	for ALS 333 C - ALS 433 C
0101030000	DIP TUBE SET with STAINLESS STEEL CONNECTION (30 mesh filter)	for ALS 423 TX- ALS 433 TX





AIRLESS UNITS

ALS-333 C | ALS-423 TX | ALS-433 C | ALS-433 TX

REF.	CODE	DESCRIPTION		ALS-333 C	ALS-423 TX	ALS-433 C	ALS-433 TX	ALS-453C
1	04470100	HANDLE		X	X	X	X	X
2	04447100	PACKING		X	X	X	X	X
3	UL300702	HEXAGON NUT		X	X	X	X	X
4	04435100	HEAD BOLT		X				
4	04435150	HEAD BOLT			X	X	X	X
5	06630030	'O' RING		X	X	X	X	X
6	0440110000	AIR CYLINDER		X				
6	0440115000	AIR CYLINDER			X	X	X	X
7	04409100	CHANGEOVER MAIN BODY		X				
7	04409150	CHANGEOVER MAIN BODY			X	X	X	X
8	04420100	PIN		X				
8	04420150	PIN			X	X	X	X
9	04411100	CHANGEOVER PIN		X				
9	04411150	CHANGEOVER PIN			X	X	X	X
10	04412100	SPRING		X				
10	04412150	SPRING			X	X	X	X
11	04419100	SPRING HOLDER		X				
11	04419150	SPRING HOLDER			X	X	X	X
12	04407100	CHANGEOVER BAR		X				
12	04407150	CHANGEOVER BAR			X	X	X	X
13	04415100	NUT		X				
13	04415150	NUT			X	X	X	X
14	04444110	WASHER		X	X	X	X	X
15	04410100	CHANGEOVER ROD		X				
15	04410150	CHANGEOVER ROD			X	X	X	X
16	06638043	PISTON O-RING		X				
16	06630145	PISTON O-RING			X	X	X	X
17	04935680	EXHAUST PACKING SET	(2 pcs./1pk.)	X	X	X	X	X
18	0440310000	AIR PISTON		X				
18	0440315000	AIR PISTON			X	X	X	X
19	UL300606	SCREW		X	X	X	X	X
19-1	UL300820	SPRING WASHER		X	X	X	X	X
20	UM331028	MUFFLER FILTER		X	X	X	X	X
21	04408100	CHANGEOVER BAR SUPPORT		X				
21	04408150	CHANGEOVER BAR SUPPORT			X	X	X	X
22	04413100	REINFORCE PLATE		X				
22	04413150	REINFORCE PLATE			X	X	X	X
23	0493469001	VALVE SHAFT KIT	(2 pcs./1pk.)	X				
23	0493657001	VALVE SHAFT KIT	(2 pcs./1pk.)		X	X	X	X
24	04479100	PISTON ROD		X				
24	04479150	PISTON ROD			X	X	X	X
25	UM330155	SPLIT PIN		X	X	X	X	X
26	06638039	'O' RING		X				



HIGH PRESSURE



REF.	CODE	DESCRIPTION	ALS-333 C	ALS-423 TX	ALS-433 C	ALS-433 TX	ALS-453C
26	06630112	'O' RING		X	X	X	X
27	06634120	'O' RING	X				
27	06637537	'O' RING		X	X	X	X
28	04459100	STOPPER	X	X	X	X	X
30	06137130	BOLT + WASHER	X				
30	06137830	BOLT + WASHER		X	X	X	X
32	UM33102102	MAIN BODY	X				
32	UM43102102	MAIN BODY		X	X	X	X
33	UM331027	MUFFLER PLATE	X	X	X	X	X
34	UL300620	SCREW	X	X	X	X	X
35	UM331026	EXHAUST COVER	X	X	X	X	X
36	04431100	BUSHING	X				
36	04431150	BUSHING		X	X	X	X
37	UL300804	STOPPER	X				
37	UM431060	STOPPER		X	X	X	X
38	04485100	CONNECTING ADAPTOR	X				
38	04485150	CONNECTING ADAPTOR		X	X	X	X
39	04430100	ROD	X				
39	0231001000	ROD		X			
39	04430150	ROD			X		
39	04002790	ROD				X	
39	0443021000	ROD					X
40	0448210003	THINNER CUP SET	X				
40	0231002001	THINNER CUP SET		X			
40	0448215002	THINNER CUP SET			X		
40	0171003001	THINNER CUP SET				X	
40	0448220001	THINNER CUP SET					X
41	04471100	SLEEVE	X				
41	04010700	SLEEVE		X			
41	04471150	SLEEVE			X		
41	0171009000	SLEEVE				X	
41	0447120000	SLEEVE					X
42	04441100	V PACKING FEMALE UPPER ADAPTOR	X				
42	0231003000	V PACKING FEMALE UPPER ADAPTOR		X			
42	04441150	V PACKING FEMALE UPPER ADAPTOR			X		
42	04004790	V PACKING FEMALE UPPER ADAPTOR				X	
42	0444120000	V PACKING FEMALE UPPER ADAPTOR					X
43	04401110	SPACER	X				
43	0231025000	SPACER		X			
43	04401160	SPACER			X	X	
43	04001160	SPACER					X

AIRLESS UNITS

ALS-333 C | ALS-423 TX | ALS-433 C | ALS-433 TX

REF.	CODE	DESCRIPTION		ALS-333 C	ALS-423 TX	ALS-433 C	ALS-433 TX	ALS-453C
44	04443100	V PACKING MALE UPPER ADAPTOR		X				
44	0231005000	V PACKING MALE UPPER ADAPTOR			X			
44	04443150	V PACKING MALE UPPER ADAPTOR				X		
44	04000800	V PACKING MALE UPPER ADAPTOR					X	
44	0444320000	V PACKING MALE UPPER ADAPTOR						X
45	0443011000	CONNECTING ROD		X				
45	0231022001	CONNECTING ROD			X		X	
45	0443016000	CONNECTING ROD				X		X
46	0493210000	UPPER V PACKING SET	(4 pcs./1pk.)	X				
46	0494231100	UPPER V PACKING SET	(4 pcs./1pk.)		X			
46	0494015000	UPPER V PACKING SET	(4 pcs./1pk.)			X	X	
46	0494020000	UPPER V PACKING SET	(4 pcs./1pk.)					X
47	0448310100	SUCTION MAIN BODY		X				
47	0231008001	SUCTION MAIN BODY			X			
47	0448315100	SUCTION MAIN BODY				X		
47	0448320200	SUCTION MAIN BODY						X
47	0171008001	SUCTION MAIN BODY					X	
48	UL300802	SPRING WASHER		X	X	X	X	X
49	UL300703	HEXAGON NUT		X	X	X	X	X
50	04445110	NUT		X				
50	0231020000	NUT			X			
50	04414150	NUT				X		
50	04000790	NUT					X	
50	0444520000	NUT						X
51	04443110	V PACKING MALE LOWER ADAPTOR		X				
51	0231019000	V PACKING MALE LOWER ADAPTOR			X			
51	04443161	V PACKING MALE LOWER ADAPTOR				X		
51	04001800	V PACKING MALE LOWER ADAPTOR					X	
51	0444321100	V PACKING MALE LOWER ADAPTOR						X
52	04402110	LOWER DISTANCE RING		X				
52	0231010000	LOWER DISTANCE RING			X			
52	04400160	LOWER DISTANCE RING				X		
52	0400016000	LOWER DISTANCE RING					X	
53	04441110	V PACKING FEMALE LOWER ADAPTOR		X				
53	0231017000	V PACKING FEMALE LOWER ADAPTOR			X			
53	04441160	V PACKING FEMALE LOWER ADAPTOR				X		
53	04005790	V PACKING FEMALE LOWER ADAPTOR					X	
53	0444121100	V PACKING FEMALE LOWER ADAPTOR						X
54	0493010000	LOWER V PACKING SET	(4 pcs./1pk.)	X				
54	0494231200	LOWER V PACKING SET	(4 pcs./1pk.)		X			
54	0494215000	LOWER V PACKING SET	(4 pcs./1pk.)			X	X	
54	0494220000	LOWER V PACKING SET	(4 pcs./1pk.)					X



HIGH PRESSURE



REF.	CODE	DESCRIPTION	ALS-333 C	ALS-423 TX	ALS-433 C	ALS-433 TX	ALS-453C
55	06662025	BALL	X		X		X
55	06662040	BALL		X			
55	06662026	BALL				X	
56	04461100	VALVE HOLDER SET	X				
56	0231029001	VALVE HOLDER SET		X			
56	04460160	VALVE HOLDER SET			X		
56	0446017100	VALVE HOLDER SET				X	
56	0446120000	VALVE HOLDER SET					X
57	04447600	UPPER PACKING	X				
57	0231007000	UPPER PACKING		X			
57	04447150	UPPER PACKING			X		
57	0231015000	UPPER PACKING				X	
57	0444720000	UPPER PACKING					X
58	0443410001	SUCTION TUBE	X				
58	0231024000	SUCTION TUBE		X			
58	0443415001	SUCTION TUBE			X		
58	0171001000	SUCTION TUBE				X	
58	0443420000	SUCTION TUBE					X
59	04447610	LOWER PACKING	X				X
59	0231030000	LOWER PACKING		X		X	
59	04447160	LOWER PACKING			X		
60	06662050	BALL	X		X		
60	06662051	BALL		X		X	
60	06662040	BALL					X
61	04407060	VALVE ADAPTOR SET	X				
61	0231028000	VALVE ADAPTOR SET		X		X	
61	04460150	VALVE ADAPTOR SET			X		
61	0446020000	VALVE ADAPTOR SET					X
62	04420600	PIN	X				X
62	0231023000	PIN		X		X	
62	04420160	PIN			X		
63	04420170	PIN			X	X	
63	0657502000	PIN					X
64	0231009000	SCREW		X			
65	0231014000	SPRING		X			
66	0231031000	PACKING		X		X	
67	UL30046400	NIPPLE		X		X	
68	04413050	SPRING	X	X	X	X	X
69	UM43061000	FLUID OUTPUT JOINT		X			
69	UM43060900	FLUID OUTPUT JOINT				X	
72	UM43061101	FLUID OUTPUT JOINT	X		X		X

AIRLESS UNITS

ALS-653 N KE | ALS-663 N KE

FEATURES

FOR WATER-BASED PAINTS

Piston Pump Mounted on Cart with:






Air Regulator

Delivery Paint Filter Unit

Dip Tube with Filter

Fluid Recirculation Hose

2 safety devices: Overpressure Valve and 3-Way Valve

TECHNICAL DATA	 n:n	 bar	 bar	 l/min	 mesh
ALS-653 N KE	45:1	270	6.0	12.5 (50 cyc)	30
ALS-663 N KE	63:1	378		11 (50 cyc)	

• Air nipple: Rc 1/2" • Fluid nipple: G1/4"

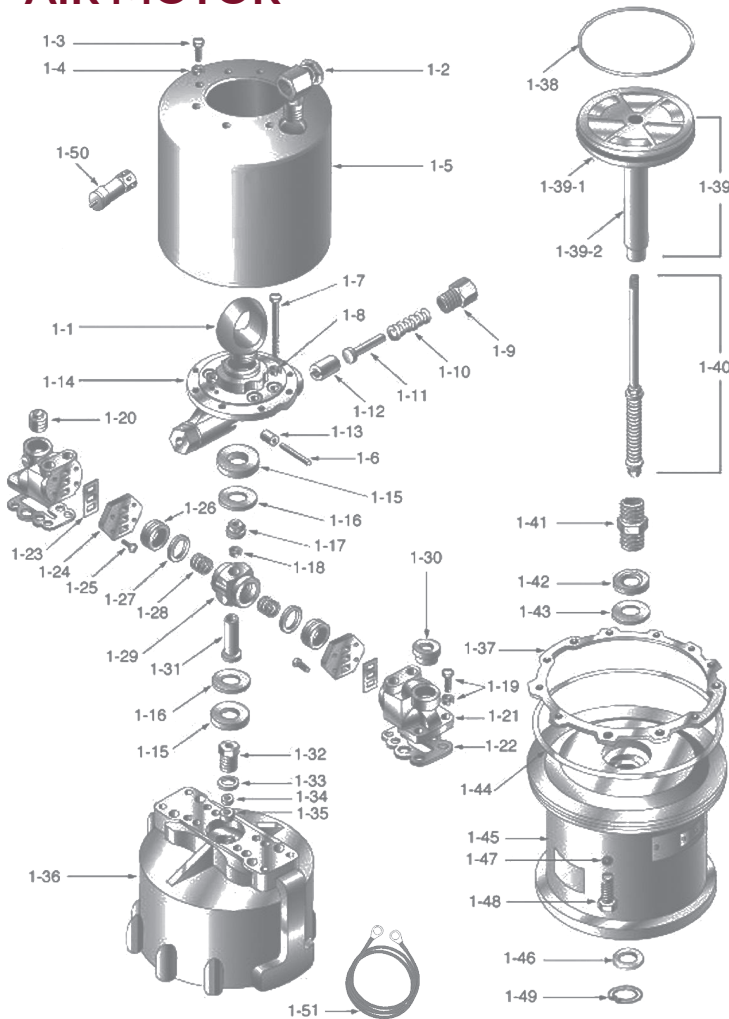


ORDER INFORMATION

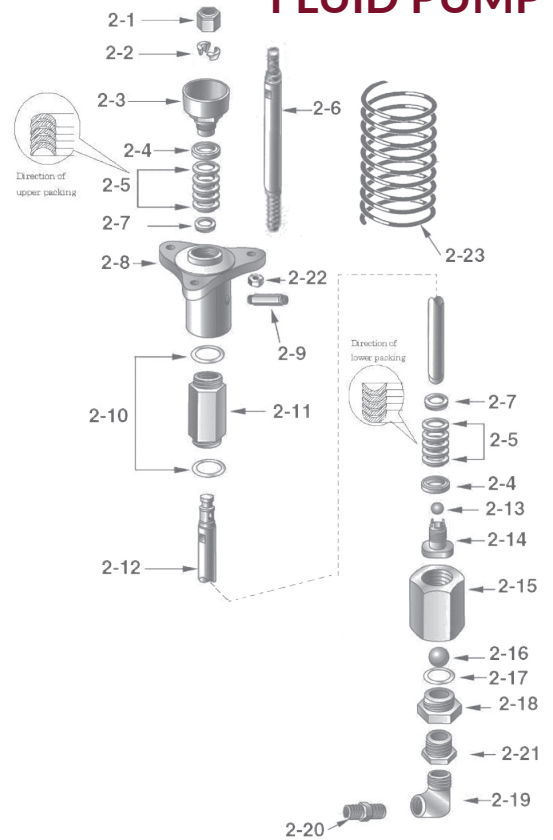
CODE	MODEL
14057810	ALS-663 N KE AIRLESS UNIT for WATER BASED PAINTS
14057800	ALS-653 N KE AIRLESS UNIT for WATER BASED PAINTS
14965300	DELIVERY PAINT FILTER SET
0101000000	COMPLETE DIP TUBE (30 mesh filter)
0200653000	AIR REGULATOR SET



AIR MOTOR



FLUID PUMP



HIGH PRESSURE



REF.	CODE	DESCRIPTION
ALS 663/653 N KE PNEUMATIC MOTOR		
1-1	98019180	EYEBOLT
1-2	98020180	ELBOW UNION
1-3	98021180	HEXAGON BOLT
1-4	98022180	SPRING WASHER
1-5	98023180	AIR MOTOR COVER
1-6	98018190	PIN
1-7	98019190	HEXAGON BOLT
1-8	98020190	SPRING WASHER
1-9	98021190	RETAINER
1-10	98022190	SPRING
1-11	98023190	SPRING GUIDE
1-12	98018200	PLUNGER
1-13	98019200	ROLLER
1-14	98020200	HOUSING
1-15	98021200	DAMPER
1-16	98022200	WASHER
1-17	98018150	NUT
1-18	98019150	SPRING WASHER
1-19	98020150	BOLT + WASHER
1-20	98021150	PLUG WITH HEX HOLE
1-21	98022150	MANIFOLD
1-22	98023150	GASKET
1-23	98018160	SEAL VALVE PLATE
1-24	98019160	VALVE PLATE
1-25	98020160	SCREW
1-26	98021160	VALVE
1-27	98022160	'O' RING
1-28	98023160	SPRING
1-29	98018170	VALVE HOUSING
1-30	98019170	GROMMET
1-31	98020170	HUB
1-32	98021170	BEARING
1-33	98022170	GASKET
1-34	98023170	LEATHER PACKING
1-35	98018180	PACKING
1-36	98020290	AIR CYLINDER
1-37	98021290	CYLINDER GASKET
1-38	98022290	PISTON O-RING
1-39-1	98023290	PISTON
1-39-2	98018300	PISTON ROD
1-40	98020340	CHANGEOVER ROD SET
1-41	98023300	PISTON TUBE
1-42	98018310	U-PACKING
1-43	98019300	WASHER
1-44	98020310	'O' RING
1-45	98021310	BASE
1-46	98022310	SEAL
1-47	98023310	SPRING WASHER
1-48	98018320	HEXAGON BOLT
1-49	98019370	SNAP RING
1-50	UL30035900	SAFETY VALVE
1-51	98019750	GROUND WIRE

REF.	CODE	DESCRIPTION	MODELS
ALS 663/653 N KE FLUID PUMP			
2-1	98021260	CAP NUT	
2-2	98022260	COUPLING	
2-3	98020350	THINNER CUP	ALS 663 N KE
2-3	98023260	THINNER CUP	ALS 653 N KE
2-4	98026080	BUSHING F	ALS 663 N KE
2-4	98024030	BUSHING F	ALS 653 N KE
2-5	94381830	V PACKING SET (5 pcs.)	ALS 663 N KE
2-5	94381900	V PACKING SET (5 pcs.)	ALS 653 N KE
2-6	98021270	TIE ROD	
2-7	98027080	GLAND M	ALS 663 N KE
2-7	98025030	GLAND M	ALS 653 N KE
2-8	98028080	PUMP HOUSING	ALS 663 N KE
2-8	98026030	PUMP HOUSING	ALS 653 N KE
2-9	98027030	NIPPLE	
2-10	98028030	PACKING SEAL	
2-11	98029080	SLEEVE	ALS 663 N KE
2-11	98029030	SLEEVE	ALS 653 N KE
2-12	98024090	ROD	ALS 663 N KE
2-12	98024040	ROD	ALS 653 N KE
2-13	98025040	BALL 7/8"	
2-14	98025090	PISTON	ALS 663 N KE
2-14	98026040	PISTON	ALS 653 N KE
2-15	98027040	INTAKE HOUSING	
2-16	98028040	BALL 1/4"	
2-17	98029040	PACKING SEAL	
2-18	98024050	INTAKE VALVE	
2-19	98025050	ELBOW	
2-20	98026050	NIPPLE	
2-21	98027050	BUSHING	
2-22	98023270	NUT	
2-23	98020750	SAFETY GUARD	





EXTRUSION SYSTEM

FPP 655 EXTRUSION PUMP

FEATURES

Suitable pump for medium and high viscosity fluids supply such as: Sealer/ Mastics/ Adhesives etc.




TECHNICAL DATA				
	n:n	bar	bar	l/min
FPP 655	45:1	270	6.0	10

• Air nipple: Rc 1/2" • Fluid nipple: Rc 1/2"

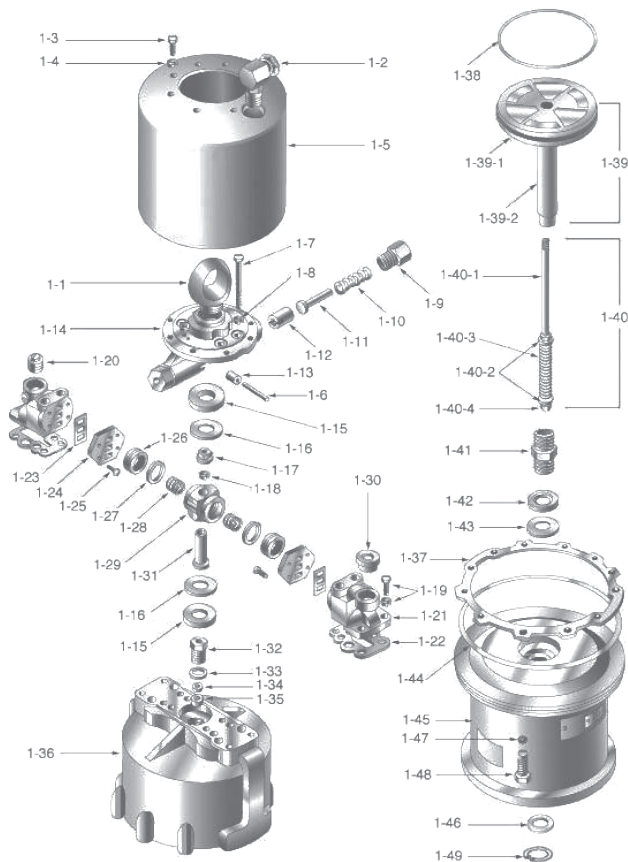
ORDER INFORMATION

CODE	MODEL
14051000	FPP 655 DRUM RUM EXTRUDER

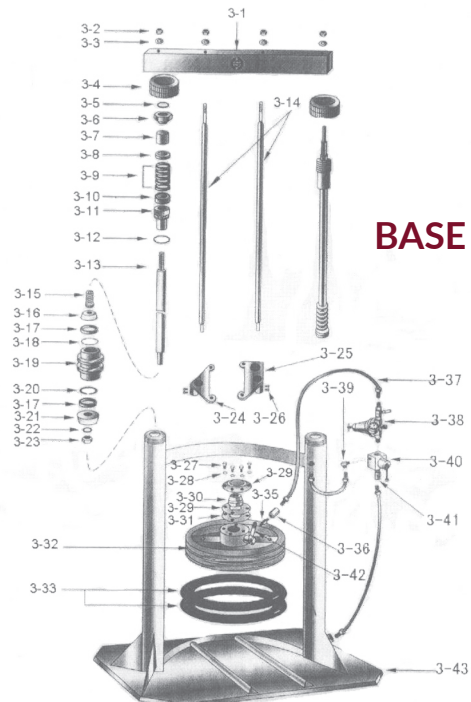
FLUID PUMP



PNEUMATIC MOTOR



BASE



HIGH PRESSURE



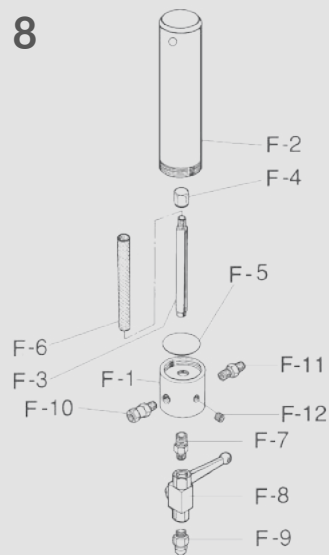
REF.	CODE	DESCRIPTION
PNEUMATIC MOTOR Spares		
1-1	98019180	EYEBOLT
1-2	98020180	ELBOW UNION
1-3	98021180	HEXAGON BOLT
1-4	98022180	SPRING WASHER
1-5	98023180	AIR MOTOR COVER
1-6	98018190	PIN
1-7	98019190	HEXAGON BOLT
1-8	98020190	SPRING WASHER
1-9	98021190	RETAINER
1-10	98022190	SPRING
1-11	98023190	SPRING GUIDE
1-12	98018200	PLUNGER
1-13	98019200	ROLLER
1-14	98020200	HOUSING
1-15	98021200	DAMPER
1-16	98022200	WASHER
1-17	98018150	NUT
1-18	98019150	SPRING WASHER
1-19	98020150	BOLT + WASHER
1-20	98021150	PLUG WITH HEX. HOLE
1-21	98022150	MANIFOLD
1-22	98023150	GASKET
1-23	98018160	SEAL VALVE PLATE
1-24	98019160	VALVE PLATE
1-25	98020160	SCREW
1-26	98021160	VALVE
1-27	98022160	'O' RING
1-28	98023160	SPRING
1-29	98018170	VALVE HOUSING
1-30	98019170	GROMMET
1-31	98020170	HUB
1-32	98021170	BEARING
1-33	98022170	GASKET
1-34	98023170	LEATHER PACKING
1-35	98018180	PACKING
1-36	98020290	AIR CYLINDER
1-37	98021290	CYLINDER GASKET
1-38	98022290	PISTON O-RING
1-39-1	98023290	PISTON
1-39-2	98018300	PISTON ROD
1-40	98020340	CHANGEOVER ROD SET
1-41	98023300	PISTON TUBE
1-42	98018310	U-PACKING
1-43	98019300	WASHER
1-44	98020310	'O' RING
1-45	98021310	BASE
1-46	98022310	SEAL
1-47	98023310	SPRING WASHER
1-48	98018320	HEXAGON BOLT
1-49	98019370	SNAP RING
FLUID PUMP Spares		
2-1	98018600	PIN
2-2	98019600	COUPLING
2-4	98021600	NUT
2-5	98022600	ROD
2-6	98023600	NUT
2-7	98018610	THINNER CUP
2-8	98019610	GLAND F
2-9	98019640	V PACK. SET TEFLON 2 pcs./ UHMWPE 4 pcs.
2-11	98022610	GLAND M
2-12	98023610	NUT
2-13	98020650	'O' RING
2-14	98019620	NUT
2-15	98020620	CONNECTING ROD
2-16	98021620	FLANGE
2-18	98023620	PLUG

REF.	CODE	DESCRIPTION
FLUID PUMP Spares		
2-19	98018630	SOCKET
2-20	98019630	PUMP HOUSING
2-21	98020630	NIPPLE
2-22	98021630	ROD
2-23	98022630	HOUSING
2-24	98023630	BALL
2-25	98018640	WASHER
2-29	98023640	GLAND (F)
2-30	98018650	PISTON
2-31	98019650	ROD
2-32	98020650	'O' RING
2-33	98021650	CYLINDER
2-34	98022650	GUIDE
2-36	98018660	NUT
2-37	98020640	V PACK.SET TEFLON 2 pcs. UHMWPE 4 pcs
2-39	98021660	GLAND (F)
2-40	98022660	VALVE
2-41	98023660	INTAKE HOUSING
2-42	98018670	NUT
2-43	98019670	INTAKE PLATE
2-44	98020670	GUIDE
2-45	98021670	PISTON
2-47	98023270	NUT
BASE Spares		
3-1	98023670	BEAM
3-2	98018680	NUT
3-3	98019680	WASHER
3-4	98020680	CAP
3-5	98021680	SEAL
3-6	98022680	NUT
3-7	98023680	BEARING
3-8	98018690	GLAND (F)
3-9	98019690	V PACK.SET TEFLON 3 pcs UHMWPE 3 pcs
3-10	98020690	GLAND (M)
3-11	98021690	HOUSING
3-12	98022690	'O' RING
3-13	98023690	PISTON ROD
3-14	98018700	CONNECTING ROD
3-15	98019700	SPRING
3-16	98020700	SPACER
3-17	98021700	U-PACKING
3-18	98022700	'O' RING
3-19	98023700	PISTON
3-20	98018710	WEAR RING
3-21	98020710	SPACER
3-22	98021710	WASHER
3-23	98022710	NUT
3-24	98023710	BRACKET (F)
3-25	98018720	BRACKET (M)
3-26	98019720	BOLT
3-27	98020720	BOLT
3-28	98021720	WASHER
3-29	98022720	SEAL RETAINER
3-30	98023720	SEAL
3-31	98018730	GASKET
3-32	98019730	INDUCTOR PLATE
3-33	98020730	WIPER
3-35	98022730	NIPPLE
3-36	98023730	HOLDER
3-37	98018740	AIR HOSE
3-38	98019740	AIR REGULATOR
3-39	98020740	ONE TOUCH NIPPLE
3-40	98021740	HAND VALVE
3-41	98022740	SILENCER
3-42	98023740	BALL VALVE
3-43	98018750	DOUBLE POST

ACCESSORIES

DELIVERY PAINT FILTERS

TF - 8

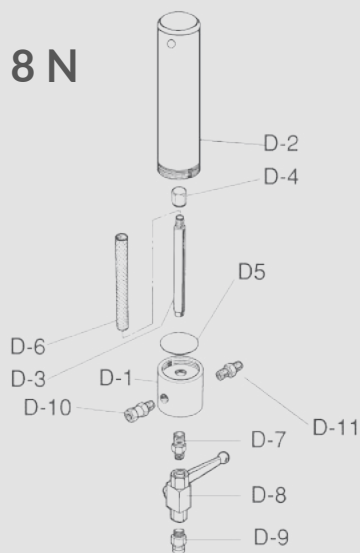


TF-8 DELIVERY PAINT FILTER SET

For ALS-333 C | ALS-433 C | MSU-323 C

CODE	DESCRIPTION		REF.
145600000	TF-8 DELIVERY PAINT FILTER SET		
04560670	BODY		F-1
04561670	CYLINDER		F-2
0457000300	SCREW		F-3
0457000400	NUT		F-4
06639045	'O' RING		F-5
VFM2503	FILTER 100 Mesh		F-6
UL300020	NIPPLE	R 3/8" M - R 1/4" M	F-7
UL300900	DRAIN VALVE	G 1/4" FF	F-8
UL300302	HOSE JOINT	R 1/4" M - M8X6	F-9
UL300018	SWIVEL JOINT	R 1/4" M - G 1/4" F	F-10
UL300012	NIPPLE	G 1/4" M - R 1/4" M	F-11
06990412	PLUG	R 1/4"	F-12

TF - 8 N

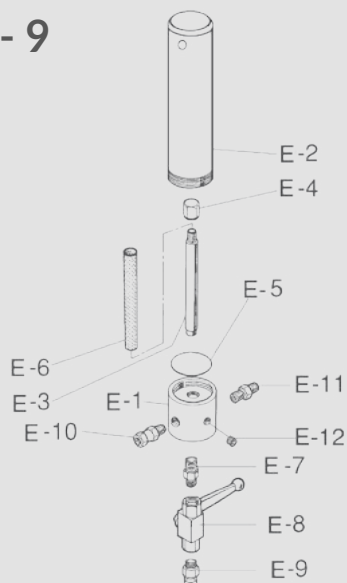


TF-8N DELIVERY PAINT FILTER SET

For ALS-423 TX -433 TX | MSU-323 CTX -423 TX -433 TX- | MSU-113N
 ICON PUMPS: Icon-M433N & -M333N | Icon-A433N & A333N

CODE	DESCRIPTION		REF.
145700000	TF-8 N DELIVERY PAINT FILTER SET		
0457000200	BODY		D-1
0457000100	CYLINDER		D-2
0457000300	SCREW		D-3
0457000400	NUT		D-4
06639045	'O' RING		D-5
VFM2503	FILTER 100 Mesh		D-6
UL300453	NIPPLE	R 1/4" M - R 3/8" M	D-7
UL30090100	DRAIN VALVE	G 1/4" FF	D-8
UL300302	HOSE JOINT	R 1/4" M - M8X6	D-9
UL300402	UNION JOINT	MF 3/8"	D-10
UL30046300	FLUID OUTPUT JOINT	M 3/8" - G 1/4" M	D-11

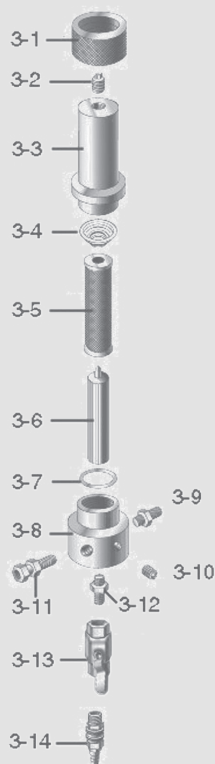
TF - 9



TF-9 DELIVERY PAINT FILTER SET

For ALS-453C

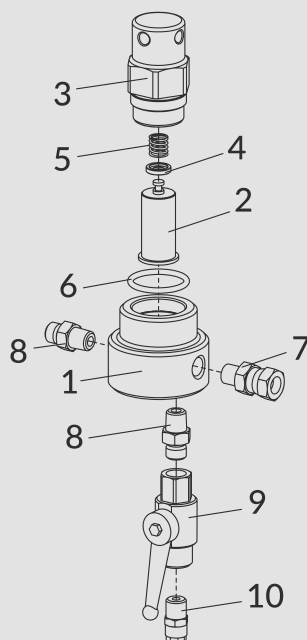
CODE	DESCRIPTION		REF.
145800000	TF-9 DELIVERY PAINT FILTER SET		
04566670	BODY		E-1
04561670	CYLINDER		E-2
0457000300	SCREW		E-3
0457000400	NUT		E-4
06639045	'O' RING		E-5
VFM2503	FILTER 100 Mesh		E-6
UL300020	NIPPLE	R 3/8" M - R 1/4" M	E-7
UL300900	DRAIN VALVE	G 1/4" FF	E-8
UL300302	HOSE JOINT	R 1/4" M - M8X6	E-9
UL300018	SWIVEL JOINT	R 1/4" M - G 1/4" F	E-10
UL300012	NIPPLE	G 1/4" M - R 1/4" M	E-11
06990412	PLUG	R 1/4"	E-12



DELIVERY PAINT FILTER SET

For ALS-653 N KE - ALS-663 N KE

CODE	DESCRIPTION		REF.
14965300	DELIVERY PAINT FILTER SET		
98028050	RING	653/663 N KE	3-1
98029050	PLUG	653/663 N KE	3-2
98024060	CYLINDER	653/663 N KE	3-3
98025060	SPRING	653/663 N KE	3-4
98023250	FILTER 100 Mesh		3-5
94000060	FILTER 60 Mesh		3-5
94000120	FILTER 80 Mesh		3-5
98018260	FILTER HOLDER		3-6
98019260	PACKING		3-7
98026060	BODY	653/663 N KE	3-8
98027060	OUTLET JOINT	653/663 N KE	3-9
98028060	PLUG	653/663 N KE	3-10
98029060	INLET JOINT	653/663 N KE	3-11
98024070	NIPPLE	653/663 N KE	3-12
98021210	RECIRCULATION VALVE		3-13
98022210	DRAIN NIPPLE		3-14


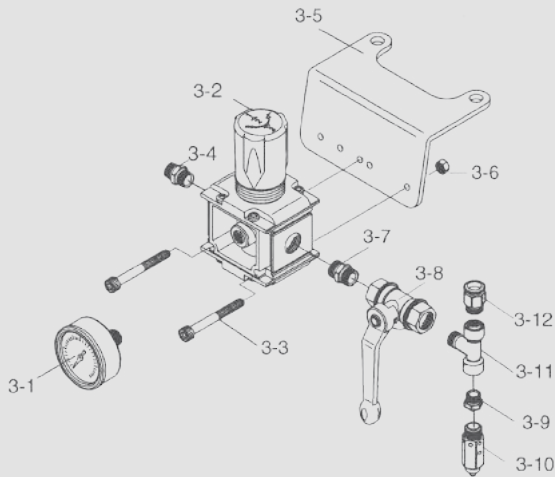
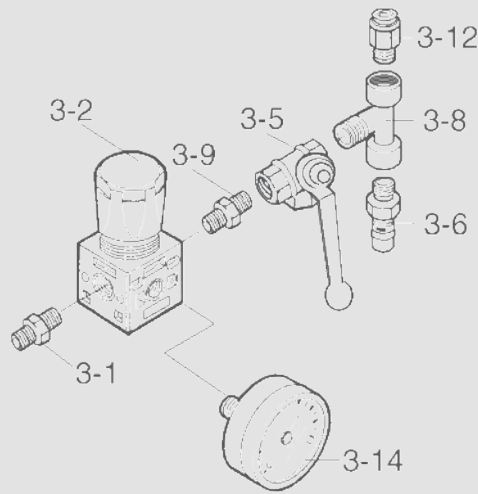


TF-1S DELIVERY PAINT FILTER

REF.	CODE	DESCRIPTION
1	940053A0	FILTER BODY
2	VFM2704	FILTER 100 MESH
3	940054A0	CYLINDER
4	940055A0	WASHER
5	940056A0	FILTER SPRING
6	960021A0	O-RING 3.53-32.92
7	96859022	SWIVEL JOINT R1/4"M - G1/4"F
8	UL300462	JOINT G1/4" - R1/4"
9	UL30090100	DRAIN VALVE
10	UL300302	HOSE JOINT

ACCESSORIES

AIR REGULATORS for AIRLESS UNITS



AIR REGULATOR

for ALS-333 C

CODE	DESCRIPTION	REF.
0200309102	AIR REGULATOR SET	
UL30010501	SPECIAL NIPPLE	G1/4" M-R 1/4"M 3-1
UI00070001	AIR REGULATOR	G1/4" 3-2
UL30034901	BALL VALVE WITH EXHAUST HOLE	G 1/4" FF 3-5
UL30036000	SAFETY VALVE	G 1/4" 3-6
UL30030000	"T"JOINT	1/4" F/M/F 3-8
UL300101	NIPPLE	1/4" MM 3-9
UL300312	QUICK JOINT	1/4" M 3-12
02004003	PRESSURE GAUGE	(Optional) 3-14
UL00005201	PLATE	(Optional)
06350455	HEXAGON SOCKET BOLT	(Optional)
94006050	AIR REGULATOR with PLATE	(Optional)

AIR REGULATOR

for ALS-433 C -433 TX | -453 C | -423 TX

CODE	DESCRIPTION	REF.
0200309401	AIR REGULATOR SET	
02004003	PRESSURE GAUGE	(Optional) 3-1
UI00080000	AIR REGULATOR	3/8" 3-2
UL30061900	SCREW	3-3
0475050110	JOINT	G1/4"- R 3/8" 3-4
UL00005201	PLATE	3-5
UL30070600	NUT	3-6
UL30010200	NIPPLE	R3/8" 3-7
UL30034801	3 WAY VALVE	3/8" 3-8
UL300163	REDUCTION R3/8" G1/4" MF	R3/8" G1/4" MF 3-9
UL30036000	SAFETY VALVE	G 1/4" 3-10
UL30029800	"T"JOINT	3/8" F/M/F 3-11
UL30032400	QUICK JOINT	3/8" 10x12 3-12
94006060	AIR REGULATOR with PLATE	(Optional) 3-2, 3-5

AIR REGULATOR

for ALS-653 N KE | ALS-663 N KE

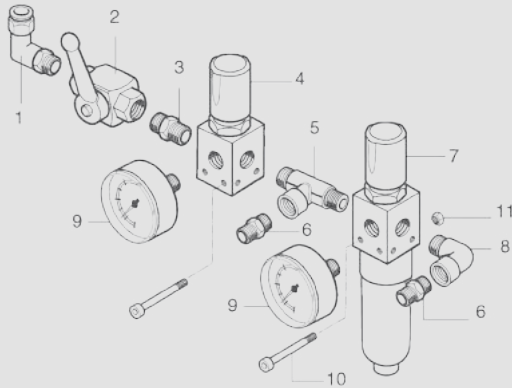
CODE	DESCRIPTION	REF.
0200653000	AIR REGULATOR SET	
98023210	AIR HOSE	4-1
UL30035000	3 WAY VALVE 3/4"FF	(only for 653/663 N KE) 4-2
98019220	NIPPLE	4-3
98020220	AIR REGULATOR & GAUGE	4-4
98021220	PLUG	4-5
98023220	AIR COUPLING	4-6
98018230	PLUG	4-7
98019230	AIR MANIFOLD	4-8
98020230	SPRING WASHER	4-9
98021230	NUT	4-10
0584752300	AIR MUFFLER	(only for 653/663 N KE) 4-11



AIR REGULATORS for MULTI SPRAY UNITS

AIR REGULATOR

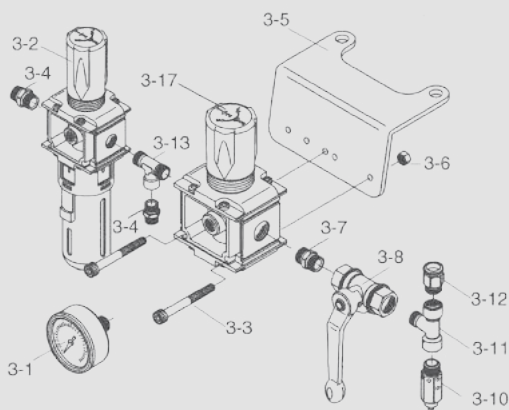
for MSU-113N



CODE	DESCRIPTION		REF.
04307152	AIR REGULATOR SET		
UL300309	"L" QUICK COUPLING	1/4"M	1
UL30034901	BALL VALVE WITH EXHAUST HOLE	G 1/4" FF	2
UL300101	NIPPLE	1/4" MM	3
UI00070001	AIR REGULATOR	G 1/4"	4
UL300303	UNION "T" JOINT	G1/4"F-R1/4"MM	5
UL30010501	SPECIAL NIPPLE	G1/4" M-R 1/4"M	6
9UI00070101	AIR REGULATOR + FILTER	G 1/4"	7
UL300201	"L" JOINT 1/4" MF		8
02004003	PRESSURE GAUGE	(Optional)	9
06350455	HEXAGON SOCKET BOLT	(Optional)	10
UL300700	HEXAGON NUT		11

AIR REGULATOR

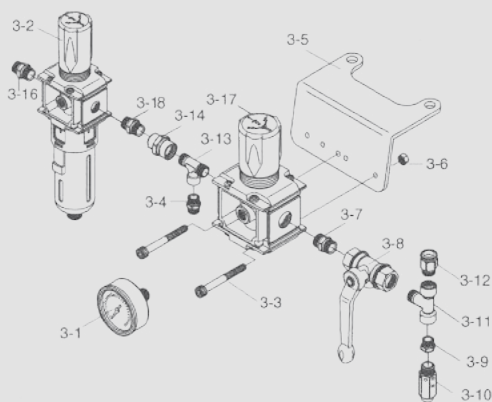
for MSU-323 C | MSU-323 CTX



CODE	DESCRIPTION		REF.
0200309502	AIR REGULATOR SET		
02004003	PRESSURE GAUGE	(Optional)	3-1
9UI00070101	AIR REGULATOR + FILTER	G 1/4"	3-2
06350455	HEXAGON SOCKET BOLT	(Optional)	3-3
UL30010501	SPECIAL NIPPLE	G1/4" M-R 1/4"M	3-4
UL00005201	PLATE	(Optional)	3-5
UL300700	HEXAGON NUT	(Optional)	3-6
UL300101	NIPPLE	1/4" MM	3-7
UL30034901	BALL VALVE WITH EXHAUST HOLE	G 1/4" FF	3-8
UL30036000	SAFETY VALVE	G 1/4"	3-10
UL30030000	"T" JOINT	1/4" F/M/F	3-11
UL300312	QUICK JOINT	1/4" M	3-12
UL300303	UNION "T" JOINT	G1/4"F-R1/4"MM	3-13
UI00070001	AIR REGULATOR	G 1/4"	3-17
94006050	AIR REGULATOR with PLATE	(Optional)	3-5, 3-17

AIR REGULATOR

for MSU-423 TX MSU-433 TX



CODE	DESCRIPTION		REF.
0200309602	AIR REGULATOR SET		
02004003	PRESSURE GAUGE	(Optional)	3-1
9UI00070101	AIR REGULATOR + FILTER	G 1/4"	3-2
UL30061900	SCREW	(Optional)	3-3
0475050110	JOINT	G 1/4" - R 3/8"	3-4
UL00005201	PLATE	(Optional)	3-5
UL30070600	HEXAGON NUT	(Optional)	3-6
UL30010200	NIPPLE	R 3/8"	3-7
UL30034801	THREE WAY VALVE	3/8"	3-8
UL300163	REDUCTION	R 3/8" G 1/4"MF	3-9
UL30036000	SAFETY VALVE	G 1/4"	3-10
UL30029800	"T"JOINT	3/8" F/M/F	3-11
UL30032400	QUICK JOINT	3/8" Ø12	3-12
UL30029900	"T" JOINT	G3/8" M/F/M	3-13
UL30016500	REDUCTION	R1/4"F - G3/8"F	3-14
UL30010501	SPECIAL NIPPLE	G1/4" M-R 1/4" M	3-16
UI00080001	AIR REGULATOR	3/8"	3-17
UL300101	NIPPLE	1/4" MM	3-18
94006060	AIR REGULATOR with PLATE	(Optional)	3-5, 3-17

ACCESSORIES

HIGH PRESSURE CONDUCTIVE HOSES

NH-25 - HIGH PRESSURE PAINT HOSE

CLAMPED WITH SWIVEL JOINTS:	G1/4"
INNER DIAMETER (Ø INCH):	3/16"
MAX. WORKING PRESSURE:	250 bar - 3626 PSI - 25 Mpa
MAX. WORKING TEMPERATURE:	-40°C ÷ 70°C / -40°F ÷ 158°F
ELECTRICAL RESISTENCE:	<1MΩ
CONFORM OR EXCEED STANDARDS:	SAE J517/100R7 - UNI EN 855-ISO 3949
FEATURES	Internal core in polyamide, reinforcement in two polyester fiber braids, external cover in anti-abrasion polyurethane.

CODE	DESCRIPTION	LENGHT
14156850	NH-25050 HIGH PRESSURE PAINT HOSE	5 m
14156860	NH-25075 HIGH PRESSURE PAINT HOSE	7,5 m
14156870	NH-25100 HIGH PRESSURE PAINT HOSE	10 m
14000100	NH-25150 HIGH PRESSURE PAINT HOSE	15 m
14156880	NH-25200 HIGH PRESSURE PAINT HOSE	20 m
14156890	NH-25300 HIGH PRESSURE PAINT HOSE	30 m

NH-35 - HIGH PRESSURE PAINT HOSE

CLAMPED WITH SWIVEL JOINTS:	G1/4"
INNER DIAMETER (Ø INCH):	3/16"
MAX. WORKING PRESSURE:	350 bar - 5076 PSI - 35 Mpa
MAX. WORKING TEMPERATURE:	-40°C ÷ 70°C / -40°F ÷ 158°F
ELECTRICAL RESISTENCE:	<1MΩ
CONFORM OR EXCEED STANDARDS:	SAE 100R1-EN 853 1ST, 15N-EN 857 1SC
FEATURES	Internal core in polyamide, reinforcement in high tensile steel braid, external cover in anti-abrasion polyurethane.

CODE	DESCRIPTION	LENGHT
14156900	NH-35050 HIGH PRESSURE PAINT HOSE	5 m
14156910	NH-35075 HIGH PRESSURE PAINT HOSE	7,5 m
14156920	NH-35100 HIGH PRESSURE PAINT HOSE	10 m
14000110	NH-35150 HIGH PRESSURE PAINT HOSE	15 m
14156930	NH-35200 HIGH PRESSURE PAINT HOSE	20 m
14156940	NH-35300 HIGH PRESSURE PAINT HOSE	30 m

NHT-25 | NHT-25 N - HIGH PRESSURE TWIN HOSE

MODELS:	NHT-25 N	NHT-25
CLAMPED WITH SWIVEL JOINTS:	NPSM 1/4"	G1/4"
INNER DIAMETER (Ø INCH):	3/16"	
MAX. WORKING PRESSURE:	250 bar - 3626 PSI - 25 Mpa	
MAX. WORKING TEMPERATURE:	-40°C ÷ 70°C / -40°F ÷ 158°F	
ELECTRICAL RESISTENCE:	<1MΩ	
CONFORM OR EXCEED STANDARDS:	SAE J517/100R7 - UNI EN 855-ISO 3949	
FEATURES PAINT HOSE:	Internal core in polyamide, reinforcement in two polyester fiber braids, external cover in anti-abrasion polyurethane.	
FEATURES AIR HOSE:	In Polyurethane - Inner diameter ø: 5 mm - Swivel joint: G1/4" Max. working pressure: 17 bar - 246 PSI - 1.7 Mpa Max. working Temperature: -20°C ÷ 60°C / -4°F ÷ 140°F	

CODE	PAINT	AIR	DESCRIPTION	LENGHT
NHT-25 N	NPSM 1/4"	G1/4"	NHT-25050 N - HP TWIN HOSE	5 m
			NHT-25075 N - HP TWIN HOSE	7,5 m
			NHT-25100 N - HP TWIN HOSE	10 m
			NHT-25150 N - HP TWIN HOSE	15 m
			NHT-25200 N - HP TWIN HOSE	20 m
			NHT-25300 N - HP TWIN HOSE	30 m
NHT-25	G1/4"	G1/4"	NHT-25050 - HP TWIN HOSE	5 m
			NHT-25075 - HP TWIN HOSE	7,5 m
			NHT-25100 - HP TWIN HOSE	10 m
			NHT-25150 - HP TWIN HOSE	15 m
			NHT-25200 - HP TWIN HOSE	20 m
			NHT-25300 - HP TWIN HOSE	30 m

HIGH PRESSURE TWIN HOSES for ICON PUMPS (Air hose longer than Paint hose)				
14000520	NPSM 1/4"	G1/4"	NHT-25075 N IC - HP TWIN HOSE	7,5 m
14000240	G1/4"	G1/4"	NHT-25075 IC - HP TWIN HOSE	7,5 m

PREMIUM QUALITY



NH - 25



NH - 35



NHT - 25
NHT - 25 N



TWIN HOSES CLIPS SET
(4 pcs./1 pk)

Code: 940134A0




HIGH PRESSURE



For AIRLESS & MULTI SPRAY UNITS

MEDIUM - HIGH PRESSURE HOSES

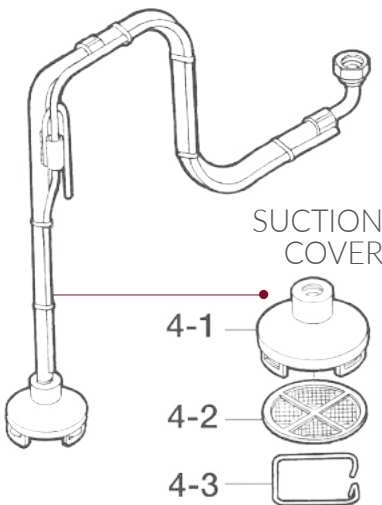


MEDIUM & HIGH PRESSURE HOSES

CODE	DESCRIPTION	LENGHT	TYPE	NIPPLES		LENGHT
HIGH PRESSURE HOSES (Fluid) for AIRLESS UNITS						
00101055S	AIRLESS HOSE	3/16"	mt. 5	FLUID	1/4"-1/4"	AISI 303
00101000S	AIRLESS HOSE	3/16"	mt. 7,5	FLUID	1/4"-1/4"	AISI 303
00101010S	AIRLESS HOSE	1/4"	mt. 7,5	FLUID	1/4"-1/4"	AISI 303
00101005S	AIRLESS HOSE	3/16"	mt. 10	FLUID	1/4"-1/4"	AISI 303
00101015S	AIRLESS HOSE	1/4"	mt. 10	FLUID	1/4"-1/4"	AISI 303
00101016S	AIRLESS HOSE	3/8"	mt. 15	FLUID	3/8"-3/8"	AISI 303
MEDIUM PRESSURE HOSES (Air/Fluid) for MULTI SPRAY UNITS						
UH000703	TWIN HOSE		mt. 2.5	AIR /FLUID	1/4"-1/4"	
UH000701	TWIN HOSE		mt. 7.5	AIR /FLUID	1/4"-1/4"	
UH000712	TWIN HOSE		mt. 10	AIR /FLUID	1/4"-1/4"	

SUCTION HOSE for AIRLESS MULTI SPRAY UNITS

SUCTION HOSE AIRLESS & MULTI SPRAY UNITS



CODE	DESCRIPTION	REF.
SUCTION HOSE for ALS-333 C ALS-433 C ALS-453 C MSU-323 C		
0101009000	SUCTION HOSE SET with 50 MESH FILTER M15	
UL10000701	COMPLETE COVER SET (50 MESH)	4
0040720100	FILTER 50 MESH	4-2
VFM3012	FILTER 100 MESH	4-2
00407203	FILTER STOPPER	4-3
SUCTION HOSE for ALS-423 TX -433 TX MSU-423 TX -433 TX MSU-B303 / B193		
0101030000	SUCTION HOSE SET WITH STAINLESS STEEL CONNECTION - FILTER 30 MESH	
UL10001801	COMPLETE COVER SET (30 MESH)	4
0040720400	FILTER 30 MESH	4-2
00407203	FILTER STOPPER	4-3
SUCTION HOSE for MSU-321N		
0101040000	SUCTION HOSE SET - with STAINLESS STEEL CONNECTION - FILTER 50 MESH	
UL10000701	COMPLETE COVER SET (50 MESH)	4

SUCTION HOSE SET 50 MESH

CODE	DESCRIPTION	REF.
SUCTION HOSE for MSU-323 CTX MSU-113N Icon-M333N & Icon-A333N		
0101010000	SUCTION HOSE SET - 50 MESH FILTER M15	
UL10000701	COMPLETE COVER SET (50 MESH)	4
0040720100	FILTER 50 MESH	4-2
VFM3012	FILTER 100 MESH	4-2
00407203	FILTER STOPPER	4-3

SUCTION HOSE SET 15 MESH

CODE	DESCRIPTION	REF.
94444750	SUCTION HOSE SET - 15 MESH - for Icon-M433N & Icon-A433N	
04444760	FILTER 15 MESH	1

SUCTION HOSE ALS-653 663 N KE



SUCTION HOSE SET

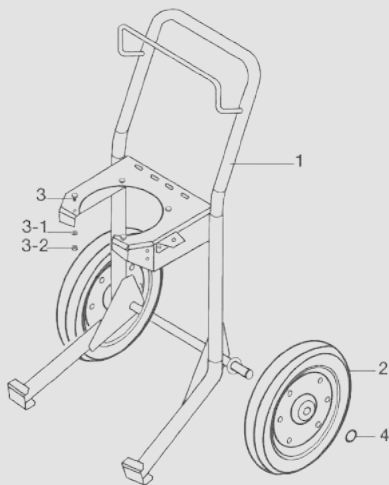
CODE	DESCRIPTION	NIPPLES	REF.
SUCTION HOSE SET - for ALS-653 N KE ALS-633 N KE			
0101000000	SUCTION HOSE SET - for ALS-653 N KE ALS-633 N KE		
98025070	SCREEN FILTER	653/663 N KE	5-1
98026070	FILTER STOPPER	653/663 N KE	5-2
98028070	COVER	653/663 N KE	5-3
98029070	SUCTION TUBE	653/663 N KE	5-4
98024080	"L" JOINT	653/663 N KE	5-5
98025080	FLEXIBLE HOSE	653/663 N KE	5-6

ACCESSORIES

FOR AIRLESS AND MULTISPRAY UNITS

WHEEL CART **ALS-653/663 N KE**

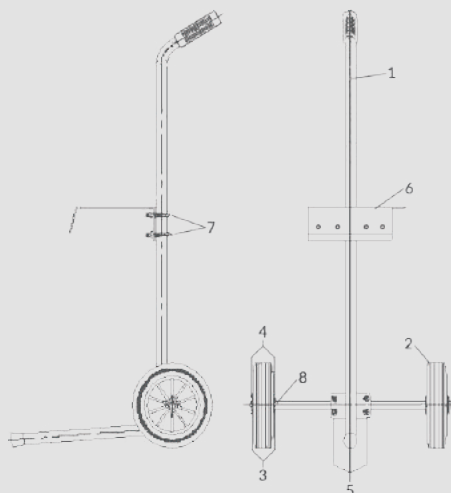
WHEEL CART



REF.	CODE	DESCRIPTION
1	98019332	CART ASSEMBLY
2	98105500	TYRE
3	96421030	BOLT
3-1	96475104	WASHER
3-2	96382104	NUT
4	98022330	TYRE SNAP RING (interchangeable w/previous model)

WHEEL CART **MSU-113N**

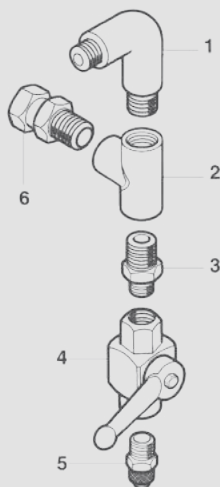
WHEEL CART



REF.	CODE	DESCRIPTION
	04320150	WHEEL CART SET
1	04930360	FRAME SET
2	UL200001	WHEEL
3	UL300811	SPLIT PIN
4	Z00019	WASHER
5	06991930	U BOLT
6	04306150	PUMP BASE
7	04319150	U BOLT
8	04330150	SHAFT

DRAIN OPERATING VALVE **MSU-113N**

DRAIN OPERATING VALVE



REF.	CODE	DESCRIPTION
	04326160	DRAIN OPERATING VALVE SET
1	06858141	ELBOW MM
2	06641103	"T" JOINT FFF
3	UL300453	NIPPLE R 1/4" M- R 3/8" M
4	UL30090100	DRAIN VALVE G 1/4" FF
5	06891239	HOSE JOINT
6	UL300402	UNION JOINT MF 3/8"

PAINT FILTERS for AIRLESS & MULTI SPRAY UNITS

PAINT FILTERS

PIC. 1



PIC. 2



PIC. 3



PIC. 4



PIC. 5



PIC. 6



CODE	DESCRIPTION	SIZE
PIC. 1		
VFM2201	FILTER	30 Mesh
VFM2202	FILTER	60 Mesh
VFM2203	FILTER	100 Mesh
VFM2204	FILTER	150 Mesh
VFM2205	FILTER	200 Mesh
PIC. 2		
VFM2301	FILTER	30 Mesh
VFM2302	FILTER	60 Mesh
VFM2303	FILTER	100 Mesh
VFM2304	FILTER	150 Mesh
VFM2305	FILTER	200 Mesh
PIC. 3		
VFM2401	FILTER	20 Mesh
VFM2402	FILTER	30 Mesh
VFM2403	FILTER	45 Mesh
VFM2404	FILTER	55 Mesh
VFM2405	FILTER	70 Mesh
VFM2406	FILTER	85 Mesh
VFM2407	FILTER	140 Mesh
VFM2408	FILTER	170 Mesh
VFM2409	FILTER	200 Mesh
VFM2410	FILTER	325 Mesh
VFM2411	FILTER	100 Mesh
VFM2412	FILTER	60 Mesh
PIC. 4		
VFM2801/B	FILTER	60 Mesh
VFM2802/B	FILTER	100 Mesh
VFM2803/B	FILTER	200 Mesh
VFM2801/S	FILTER	60 Mesh
VFM2802/S	FILTER	100 Mesh
VFM2803/S	FILTER	200 Mesh
PIC. 5		
VFM2801/N	FILTER	60 Mesh
VFM2802/N	FILTER	100 Mesh
VFM2803/N	FILTER	200 Mesh
PIC. 6		
VFM2801/L	FILTER	60 Mesh
VFM2802/L	FILTER	100 Mesh
VFM2803/L	FILTER	200 Mesh

PAINT SUPPLY SYSTEM

ACCV & AMV Automatic Valves

AMV - AUTOMATIC MATERIAL VALVE

It is taking care of the flushing process. It sits on top of the ACCV and flushes through the fluid delivery ports of on or more ACCVs in order to clean the fluid delivery ports to the painting device. It is possible to involve AMV also into all the applications where it is needed a single valve to control the flow of a painting fluid materials.



ORDER INFORMATION

DESCRIPTION	CODES
AMV Single Valve - Complete	140014A0
Service Kit AMV	940178A0

TECHNICAL DATA

Maximum working pressure:	250 bar	
Control air pressure:	4-8 bar	
Maximum working temperature:	50°C	
Product fitting:	G 1/4"	
Material specifications of the wetted parts	Valve body	Stainless steel AISI 304
	Seat and ball	Tungsten carbide
	Needle seal packing	PTFE lip seal
Weight:	810 gr.	



ACCV - AUTOMATIC COLOUR CHANGE VALVE

It is taking care of the actual color changing process. One or more ACCVs can be stacked to increase the number of colors to be changed. The ACCV is Anest Iwata's solution for Automatic Color Change Processes. The complete device is designed in a highly modular and flexible way, so that its functionality meets your requirements.



ORDER INFORMATION


DESCRIPTION	CODES
ACCV Double Valve - Complete	140013A0
ACCV Service Pack	940117A0
ACCV Connection Kit	940210A0

TECHNICAL DATA

DESCRIPTION	ACCV	
Maximum working pressure:	250 bar	
Control air pressure:	4-8 bar	
Maximum working temperature:	50°C	
Product fitting:	G 1/4"	
Material specifications of the wetted parts	Valve body	Stainless steel AISI 304
	Seat and ball	Tungsten carbide
	Needle seal packing	PTFE lip seal
Weight:	1700 gr.	

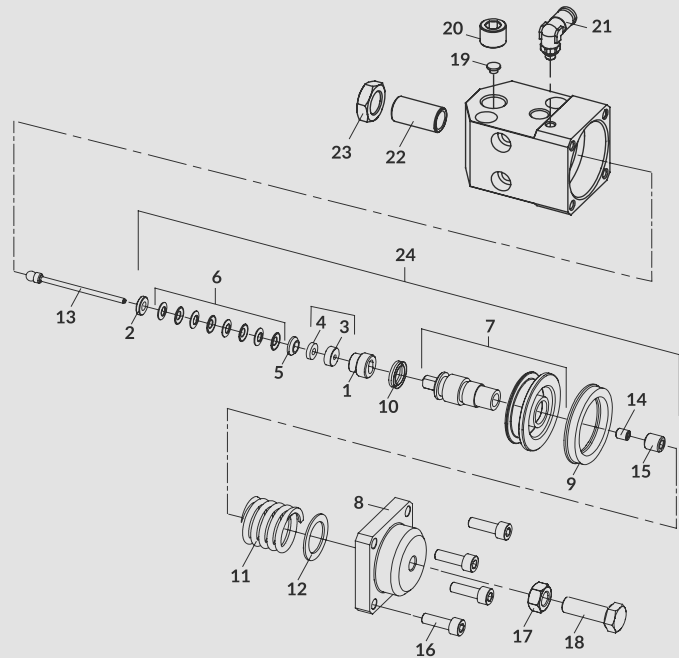
5 ACCV plus 1 AMV ASSEMBLED

The ACCV virtually offers unlimited color changing options. As by design the single units can be stacked on each other the ACCV is flexible enough to deliver exactly the number of different paints you require.



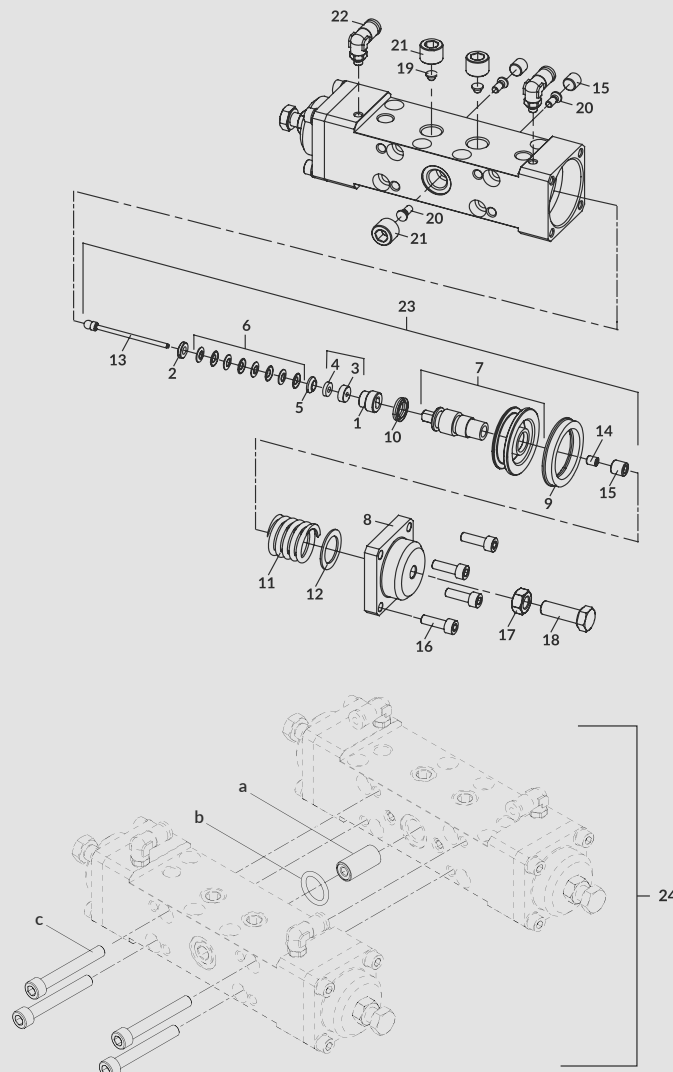
AMV SPARE PARTS

REF.	CODE	DESCRIPTION
1	03505180	ALG 7 GASKET SETTING BUSH
2	03504180	AL 96 SPRING WASHER HOLDER
3		
4	03846170	ALG 5/7 MATERIAL GASKET
5	03067951	ALG 5/7 GASKET THRUST HOLDER
6	03844170	ALG/MSG SPRING WASHER KIT (8 PCS./1 KIT)
7	03932590	AL 96 PISTON SET
8	940099A0	ACCV/AMV CYLINDER VALVE PLUG
9	03029590	AL 80 AIR PISTON V GASKET
10	06996607	AL 96 AIR SHAFT V GASKET
11	03223600	AL 80 PISTON SPRING
12	03182590	AL 80 COLLAR
13	940097A0	AMV VALVE NEEDLE
14	06994603	M5 X 12
15	960038A0	ACCV/AMV PLUG M8
16	960044A0	ACCV/AMV PLUG M5X20
17	960036A0	ACCV/AMV NUT M8X1
18	960035A0	ACCV/AMV BOLT M8X1
19	940116A0	ACCV PLUG d. 4 SHORT
20	96367201	DDP-70BN PLUG G1/4" SS HEX. SOCKET
21	960037A0	ACCV/AMV L JOINT M5X4
22	940103A0	AMV HEAD NIPPLE
23	960045A0	AMV NUT G.1/4" AISI303
24	940178A0	AMV SERVICE PACK - (AL 96 Spring Washer Holder, ALG/MSG Spring Washer Kit - 8 Pcs./1 Kit, ALG 5/7 Gasket Thrust Holder, ALG 5/7 Material Gasket, ALG 7 Gasket Setting Bush, AL 96 Air Shaft V Gasket, AL 96 Piston Set, AL 80 Air Piston V Gasket, M5 X 12, ACCV/AMV Plug M8).



ACCV SPARE PARTS

REF.	CODE	DESCRIPTION
1	03505180	ALG 7 GASKET SETTING BUSH
2	03504180	AL 96 SPRING WASHER HOLDER
3		
4	03846170	ALG 5/7 MATERIAL GASKET
5	03067951	ALG 5/7 GASKET THRUST HOLDER
6	03844170	ALG/MSG SPRING WASHER KIT (8PCS./1KIT)
7	03932590	AL 96 PISTON SET
8	940099A0	ACCV/AMV CYLINDER VALVE PLUG
9	03029590	AL 80 AIR PISTON V GASKET
10	06996607	AL 96 AIR SHAFT V GASKET
11	03223600	AL 80 PISTON SPRING
12	03182590	AL 80 COLLAR
13	940096A0	ACCV NEEDLE SET
14	06994603	M5 X 6 PLUG HEX.SOCKET
15	960038A0	ACCV/AMV PLUG M8
16	960044A0	ACCV/AMV BOLT M5X20
17	960036A0	ACCV/AMV NUT M8X1
18	960035A0	ACCV/AMV BOLT M8X1
19	940116A0	ACCV PLUG d.4 SHORT
20	940101A0	ACCV PLUG d.4
21	96367201	DDP-70BN PLUG G1/4" SS HEX.SOCKET
22	960037A0	ACCV/AMV L JOINT M5X4
23	940117A0	ACCV SERVICE PACK - (ACCV Needle Set, AL 96 Spring Washer Holder, ALG/MSG Spring Washer Kit (8pcs./1kit), ALG 5/7 Material Gasket, ALG 5/7 Gasket Thrust Holder, ALG 7 Gasket Setting Bush, AL 96 Air Shaft V Gasket, AL 96 Piston Set, AL 80 Air Piston V Gasket, M5 X 6 Plug Hex.socket, ACCV/AMV PlugM8)
24	940210A0	ACCV CONNECTION KIT - (Ref. a: Insert G 1/4" Ref. b: O-Ring / Ref. c: TCEI Screw M6x45)






GENERAL
ACCESSORIES

HEALTH
PROTECTION





HEALTH PROTECTION

ANEST IWATA OVERALL

PREMIUM QUALITY

IMPROVED FIT AND HIGH FULL DAY COMFORT

The New Premium Overall provides optimum protection against overspray and prevents pollution of the painting job by fibres, dust and lint. It has been designed with the user in mind, to guarantee a full day comfort and to responds to all our users safety necessity by an improved antistatic fiber most resistant and a new designed hood for a better fit.

PERSONAL PROTECTIVE EQUIPMENT (PPE)

Category I according to the European Directive 2016/425

Basic PPE protects against minimal risks.

OVERALL'S SIZE CHART

SIZE	S	M	L	XL
EU	46	48	50	52-54
HIGH	170-174 cm	174-178 cm	178-182 cm	182-190 cm
CHEST	86-94 cm	94-102 cm	102-110 cm	110-118 cm
WAIST	70-78 cm	78-86 cm	86-94 cm	94-102 cm



Bicolored Overall in two different dark grey tones

Nylon fabric (EN 1149-1: 2006) with 1% carbon thread for maximum antistatic ability

According to 1149-3 Method 2: Induction decay time

Perfect fit for all sizes

Maximum movability

Dirt and water repellent, protects against overspray

Dust and lint free

High durable blind zipper

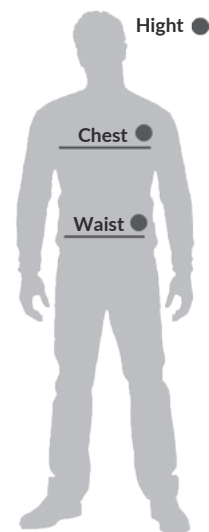
Underarm aeration net

Waist with elastic band

Tight fit to neck, sleeves and ankles cuffs

2 side pockets

Available sizes : S-M-L-XL



ORDER INFORMATION

CODE	DESCRIPTION	SIZE
150006A0	PREMIUM OVERALL	S
150007A0	PREMIUM OVERALL	M
150008A0	PREMIUM OVERALL	L
150009A0	PREMIUM OVERALL	XL



Protective Device



OVER-GLASSES PROTECTIVE GOGGLES



Protective Device



FEATURES

Polycarbonate lens, offers protection from medium energy hi-speed particles, the frame offers protection against large dust particles and liquid droplets.

Soft rubber frame provides comfort for longtime.



CONFORMS TO
EN166:2001

LENS MARKING: 2 - 1.2 XXX 1 B 9

2	Radiation protection: (2= UV filter)
1.2	Gradation: (1.2= Transparent)
XXX	Identification on the producer: (brand)
1	Optical Class: (1= Continuous use)
B	Mechanical resistance: (B= Medium energy impact)
9	Additional requirements: (9= Resistance to splashes of molten metals and penetration of hot solids)

ORDER INFORMATION

CODE	DESCRIPTION
AGN020-441-3P0	VISIONSHIELD GOGGLES

SAFETY WRAPAROUND GLASSES



Protective Device



FEATURES

Adjustable nose piece: the soft nose bridge is adjustable and provides high grip fitting that prevents slippage.

Moulded with soft rubber to increase grip and provide excellent comfort levels.

Polycarbonate lenses and frame ensure protection against low energy hi-speed particles.

Adjustable nose piece: the soft nose bridge is adjustable and provides high grip fitting that prevents slippage.



CONFORMS TO
EN166:2001

Lens Marking: 2 - 1.2 xxx 1 F N

2	Radiation protection: (2= UV filter)
1.2	Gradation: (1.2= Transparent)
XXX	Identification of the producer: (brand)
1	Optical Class: (1= Continuous use)
F	Mechanical resistance: (F= Low energy impact)
N	Additional requirements: (N= Fogging Resistance)

ORDER INFORMATION

CODE	DESCRIPTION
ASA770-15K-4P0	VISIONSHIELD GLASSES

HEALTH PROTECTION

VIPER HALF FACE GUARD MASK

HALF MASK with INTERCHANGEABLE COMBINED FILTERS



FEATURES

- Full field of vision
- Quick bayonet fittings
- Secure fit
- Large filter surfaces



Protective Device



Medium Capacity Organic Gas / Vapors Filter
(Hydrocarbons & Solvents)
CONFORM TO: EN143:2000 + A1:2006

High Efficiency Particles Filters
CONFORM TO: EN14387:2004

The spectrum of action of harmful substances is large, then it is necessary identify with great precision the specific risks present in each workplace. The half mask respirators have two different types of filters that offer effective protection against dust, gases and vapors.

Wearing protective masks and using them correctly can ensure an effective protection of the health against toxic substances.

Filters in two versions

- A2P3R filter for high protection
- AB1P2R filter for standard protection

- Built-in inhalation valves in the filter
- Low inhalation resistance



A2 P3R HIGH PROTECTION COMBINED FILTERS

Filter marking: A2P3R

A2	(A = organic gas/vapours, bp >65°C) (2 = medium capacity)
P3R	(P = particulate filter) (3 = high capacity) (R= reusable)



AB1 P2R STANDARD PROTECTION COMBINED FILTERS

Low Capacity Organic Gas / Vapors Filter
(Hydrocarbons & Solvents)
CONFORM TO: EN143:2000 + A1:2006

Medium Efficiency Particles Filters
CONFORM TO: EN14387:2004

Filter marking: AB1P2R

AB1	(AB = inorganic gas/vapours, bp >65°C) (1 = low capacity)
P2R	(P = particulate filter) (2 = medium capacity) (R= reusable)



RESPIRATORY PROTECTION



DUST PARTICLES



<75% RH



MISTS Et FUMES



+2°C -150°C



PAINTING ODOURS



PP

ORDER INFORMATION

CODE	DESCRIPTION	QTY.
150001A0	VIPER GUARD MASK (A2P3R Half Face Mask)	
150002A0	VIPER GUARD MASK (AB1P2R Half Face Mask)	
VIUGVGM123	A2P3R FILTER SET	(2 pcs)
VIUGVGM510	AB1P2R FILTER SET	(2 pcs)
VIUGVGM002KIT	P2R PRE-FILTER SET	(4 pre-filters/2 holders)



AIRFED 2020 FULL FACE MASK

One of the biggest risks to the health of the human body is the inhalation of dust, paint mists, gases, vapors or other contaminants, which can be greatly hazardous to our health, even in small quantities. For this reason, it is of extreme importance to use masks to protect against respiratory aggressions that you can undergo during job in a saturated environment of toxic substances. ANEST IWATA offers excellent protections to always ensure your safety in all kind of environments. AIRFED 2020 FULL FACE MASK is functional and stylish. Suitable for use with previously filtered compressed air.



FEATURES

- Very good all-round visibility with large visor
- Head protection and comfort headband
- Visor with quick-change protection film
- Individually adjustable belt
- Easily adjustable width adjustment
- Adjustable fresh air regulator
- 5 micron filter
- New Belt Unit including Whistle Warning
- 1.5m hose (inside diameter 8mm)
- Supplied in Hygiene Box



Protective Device



CHIN GUARD



DIFFUSER



VIZOR PEEL



NAPE COVER



HYGIENE KIT



VISOR

EN166:2001

Lens marking: 1F3

1	Optical Cass: (1 = Continuous use)
F	Mechanical resistance: (F = Low energy impact)
3	Specific use (risk types): (3 = Resistance to chemical splashes)

HOSE/AIRLINE BREATHING APPARATUS

EN14594:2005

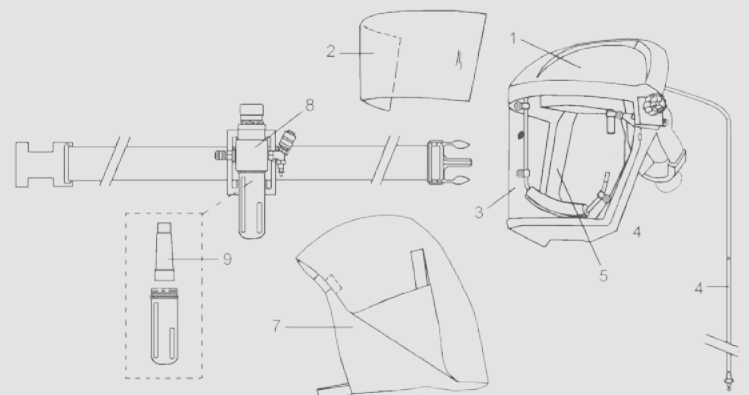
Marking: LHD-3

LHD	Light, duty compressed air line helmet.
3	Class of performance (inward leakage): (3 = maximum 0.5%)
NOTE: compressed Air Breathing Quality, must be Conforms to EN12021:2014	



ORDER INFORMATION

CODE	DESCRIPTION	REF.	QTY.
VIUAF2020KIT	2020 AIR FED MASK		
VIUAF2020HEAD	2020 HEADPIECE ONLY	1	
VIUAF2020/K10-SV	VISOR PEEL OFF COVERS	2	10 pcs.
VIUAF2020/K50-SV	VISOR PEEL OFF COVERS	2	50 pcs.
VIUAF2020CHIN	CHIN GUARD AND FACESCREEN	4	
VIUAF2020DIFF	DIFFUSER TUBE	5	
VIUAF2101K5	HYGIENE KIT	6	5 pcs.
VIUAF2103K5	NAPE COVERS	7	5 pcs.
VIUAF2207	BELT REGULATOR	8	
VIUAFG-N-AF-MC	5 MICRON CARBON FILTER	9	
VIUAF2003	BELT ONLY		
VIUAF2400	BRACKET ONLY		
I-UK-AH008-FT26	STUB HOSE		
VIUAF2010HRNS	ADJ HARNESS		



SPRAY GUN SUPPORTS

MAGNETIC SUPPORTS & GUN HOLDERS

MAG STAND - Magnetic Supports



FEATURES

Practical for every bodyshop, fast, flexible and reliable adhesion on all metal surfaces thanks to an extra-strong all-surface magnet.

Hold up to 20 kg (each holder, measured on a clean metal surface).

No cumbersome, wall mount without screws and drilling.

Easy removal from spray booth.

Prevent potential accidents.

Significant space savings in working area.



ORDER INFORMATION

CODE	DESCRIPTION	REF.
W2COM6052	MAGNETIC SPRAY GUN HOLDER (for 3 Spray Guns)	1
W2COM6120	MAGNETIC SPRAY GUN HOLDER (1 Single Spray Gun)	2
W2COM6093	MAGNETIC ADAPTOR HOLDER (for PPS-RPS Adaptors)	3
W2COM6094	MAGNETIC AIR HOSE HOLDER (Max. Hose length 20 m)	4



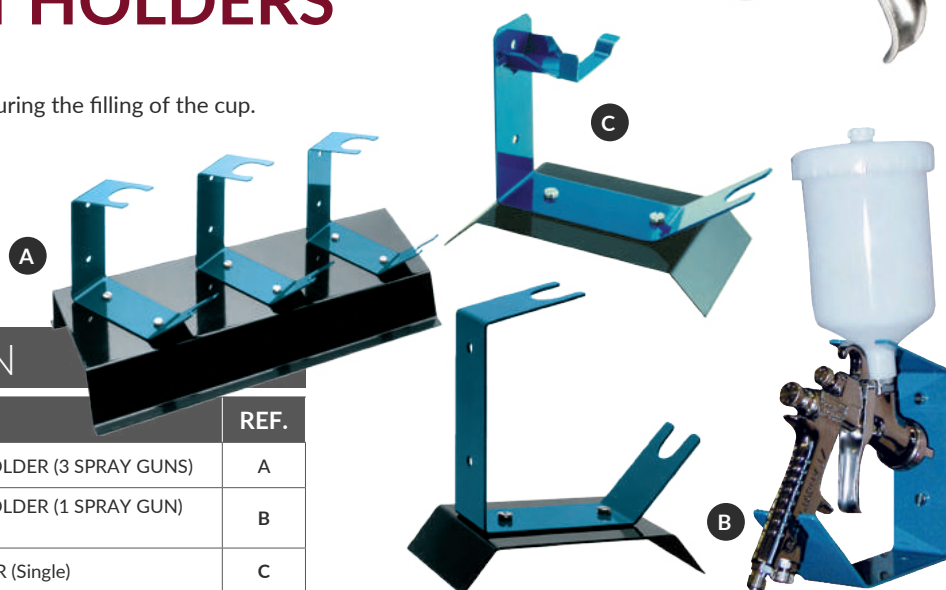
GRAVITY GUN HOLDERS

FEATURES

Suitable to hold Gravity Guns after use or during the filling of the cup.

Available in 3 versions with base:

- Single Central Gravity (wall mountable)
- Multiple Central Gravity (3 places)
- Single Side Gravity.



ORDER INFORMATION

CODE	DESCRIPTION	REF.
W2501000500	CENTRAL GRAVITY GUN HOLDER (3 SPRAY GUNS)	A
W2501000100	CENTRAL GRAVITY GUN HOLDER (1 SPRAY GUN) WALL MOUNTABLE	B
W2501000600	SIDE GRAVITY GUN HOLDER (Single)	C







ANEST IWATA Italia S.r.l.
Chieri (TO) - ITALY
info@anest-iwata-it.com
www.anest-iwata-coating.com

ANEST IWATA Deutschland GmbH
Leipzig - GERMANY
info@anest-iwata-de.com
www.anest-iwata-coating.com

ANEST IWATA France S.A.
Saint Quentin Fallavier, Lyon - FRANCE
info@anest-iwata-fr.com
www.anest-iwata-coating.com

ANEST IWATA U.K. Ltd.
St. Neots Cambridgeshire - ENGLAND
info@anest-iwata-uk.com
www.anest-iwata-coating.com

ANEST IWATA Iberica S.L.U.
Saint Adrià del Besos - Barcelona - SPAIN
info@anest-iwata-ib.com
www.anest-iwata-coating.com

ANEST IWATA Scandinavia AB.
Partille, Göteborg - SWEDEN
info@anest-iwata-se.com
www.anest-iwata-coating.com

ANEST IWATA Polska Sp. Z o.o.
Jasin / Swarzędz - POLAND
info@anest-iwata-pl.com
www.anest-iwata-coating.com

ANEST IWATA Motherson Coating Equipment Ltd.
Noida - INDIA
sales@aim.motherson.com
www.motherson.com/anest-iwata-motherson.html

ANEST IWATA Taiwan Corporation
Hu-Kuo - TAIWAN R.O.C.
service@anestiwata.com.tw
www.anestiwata.com.tw

PT. ANEST IWATA Indonesia
Jakarta - INDONESIA
www.anest-iwatasoutheastasia.com

NORTH AMERICA
ANEST IWATA USA Inc.
West Chester - Ohio - U.S.A.
inquiry@anestiwata.com - www.anestiwata.com

SOUTH AMERICA
AIRZAP-ANEST IWATA INDÚSTRIA COMÉRCIO Ltda.
Sao Paulo - BRAZIL
contato@anest-iwata.net.br - www.anest-iwata.net.br

RUSSIA
ANEST IWATA Russia LLC
Moscow - RUSSIA
tam@anestiwata.ru - www.anestiwata.ru

AUSTRALIA
ANEST IWATA Australia Pty Ltd.
Sidney - AUSTRALIA
info@anest-iwata.com.au - www.anest-iwata.com.au

SOUTH AFRICA

ANEST IWATA South Africa Pty Ltd.
Johannesburg - REPUBLIC OF SOUTH AFRICA
www.anest-iwata.co.za

ASIA

ANEST IWATA Coating Solutions Corporation
Yokohama - JAPAN
www.anest-iwata.co.jp

ANEST IWATA KOREA Corporation
Ansan City - KOREA
inquiry@aikr.co.kr
www.aikr.co.kr

ANEST IWATA Shanghai Corporation
Shanghai - CHINA
customer@anest-iwata-sh.com
www.anest-iwata-sh.com

ANEST IWATA Vietnam CO. Ltd.
Ho Chi Minh City - VIETNAM
info@anest-iwata.vn
www.anest-iwatasoutheastasia.com

ANEST IWATA Southeast Asia CO. Ltd.
Bangkok - THAILAND
info@anest-iwata.co.th
www.anest-iwatasoutheastasia.com

HEADQUARTER

ANEST IWATA Corporation
Yokohama - JAPAN
www.anest-iwata.co.jp

ANEST IWATA Strategic Center S.r.l.
Cardano al Campo (VA) - ITALY
info@anest-iwata-st.com
www.anest-iwata-coating.com



2023 CATALOGUE

SPRAY GUNS & ACCESSORIES FOR
GENERAL INDUSTRY

Edition October 2022