

iwata

by ANEST IWATA



YOU IMAGINE. IWATA PERFORMS. YOU CREATE.



iwataMedea

ANEST IWATA-MEDEA, Inc.

Since 1982 we've had one purpose: to create a great experience for the inspired makers and creators of the world. We do this by developing and providing the very best creative products including Iwata airbrushes and airbrush compressors, Artool products, Createx Colors and Medea products. Then we back them up with industry leading service and support. Read on to see the products we are so passionate about.

What will you create?

iwata
by ANEST IWATA

PRODUCTS
ARTOOL
COMPANY, INC.

CREATEX
COLORS

Medea

Anest Iwata-Medea, Inc. is the global headquarters for Iwata consumer products and is part of the Anest Iwata Group of companies.

#myiwata

iwata
by ANEST IWATA

5 WAYS TO SPRAY

Five Categories of Airbrush Spray Excellence

ABSOLUTE PRECISION™

TOTAL CONTROL™

ALL-STAR VERSATILITY™

EFFORTLESS COVERAGE™

FULL FINISH™

We design each Iwata airbrush with a specific spray-performance and spray-scale in mind. No matter what type of spray you need, we've got you covered. And to help you figure it out, we have sorted our airbrushes into five categories of airbrush spray excellence.

1 iwata by ANEST IWATA ABSOLUTE PRECISION™ 究極の精度		Custom Micron AIRBRUSH SERIES 
2 iwata by ANEST IWATA TOTAL CONTROL™ トータルコントロール		Hi-Line AIRBRUSH SERIES High PerformancePLUS AIRBRUSH SERIES 
3 iwata by ANEST IWATA ALL-STAR VERSATILITY™ 便利で多才		Eclipse AIRBRUSH SERIES 
4 iwata by ANEST IWATA EFFORTLESS COVERAGE™ 手頃で手軽		Revolution AIRBRUSH SERIES neo for iwata AIRBRUSH SERIES 
5 iwata by ANEST IWATA FULL FINISH™ 本格塗装		iwata G-SERIES ANEST IWATA 



Custom Micron

AIRBRUSH SERIES



- Adjustable main lever tension
- Pre-set handle
- Repleceable PTFE needle packing

Custom Micron CM-C2 Plus

Head System C1: ICM 4518
Head System C2: ICM 4502

- | | |
|-----------------|---------------------|
| • Feed: | _____ Gravity |
| • Cup capacity: | _____ 9 ml |
| • Type: | _____ Double Action |

Detail Thickness: C1=Extreme Detail- C2= Medium/Fine



- Adjustable main lever tension
- Pre-set handle
- Crown cap

Custom Micron CM-C2

Head System C2: ICM 4002

- | | |
|-----------------|---------------------|
| • Feed: | _____ Gravity |
| • Cup capacity: | _____ 9 ml |
| • Type: | _____ Double Action |

Detail Thickness: C2= Medium/Fine



- Adjustable main lever tension
- Pre-set handle
- Crown cap

Custom Micron CM-B2

Head System C1: ICM 2002
Head System C2: ICM 2023

- | | |
|-----------------|---------------------|
| • Feed: | _____ Gravity |
| • Cup capacity: | _____ 1.8 ml |
| • Type: | _____ Double Action |

Detail Thickness: C1=Extreme Detail



- Adjustable main lever tension
- Pre-set handle
- Crown cap
- Right or left side-feed cup position

Custom Micron CM-TAKUMI

Head System C1: ICM 350T

- | | |
|-----------------|---------------------|
| • Feed: | _____ Side Feed |
| • Cup capacity: | _____ 7 ml |
| • Type: | _____ Double Action |

Detail Thickness: C1=Extreme Detail

IWATA 5 WAYS TO SPRAY ABSOLUTE PRECISION™

Experienced airbrush users who demand absolute precision choose Iwata Custom Micron Series airbrushes for extreme detail spraying. What makes Custom Micron special is that each Custom Micron Head System is custom matched and hand-tuned to meet Iwata's rigorous performance standards for superior atomization.



Custom Micron

AIRBRUSH SERIES

WHO SPRAYS WITH ABSOLUTE PRECISION?

Makers and creators who...

Are painting with fine to extreme detail and scale

Are using thin spray material or who are skilled at reducing paint for optimal flow

Have high level airbrush skills | Know how to care for and maintain airbrushes



IWATA 5 WAYS TO SPRAY
TOTAL CONTROL™

Offering total control for fine detail to medium spraying, Iwata’s Hi-Line and High Performance Plus Series airbrushes are designed around the legendary Iwata HP Series which established the Iwata name in the creative community over 50 years ago. Hi-Line Series airbrushes feature a Micro Air Control (MAC) Valve that enables incremental control of the airflow. Using the MAC Valve, you can easily restrict the airflow to create stipple effects.



Hi-Line
AIRBRUSH SERIES

High Performance PLUS
AIRBRUSH SERIES

WHO SPRAYS WITH TOTAL CONTROL?
Makers and creators who...
Paint with fine to medium level of detail and scale
Have beginner to high-level airbrush skills
Are hobbyists or professional painters

Hi-Line

AIRBRUSH SERIES




- Adjustable main lever tension
- Pre-set handle
- External needle adjustment: standard
- MAC air valve

Hi-Line HP-AH
Head System H2: H 1100

• Feed:	Gravity
• Cup capacity:	0.9 ml
• Type:	Double Action

Detail Thickness: H2= Fine



- Adjustable main lever tension
- Pre-set handle
- External needle adjustment: standard
- MAC air valve

Hi-Line HP-BH
Head System H2: H 2100

• Feed:	Gravity
• Cup capacity:	1.8 ml
• Type:	Double Action

Detail Thickness: H2= Fine



- Adjustable main lever tension
- Pre-set handle
- External needle adjustment: standard
- MAC air valve

Hi-Line HP-CH
Head System H3: H 4100

• Feed:	Gravity
• Cup capacity:	9 ml
• Type:	Double Action

Detail Thickness: H3= Medium



- MAC valve (Micron air pressure control)
- Spray gun trigger design
- Air cap for round And flat pattern
- Needle packing in pft

Hi-Line HP-TH
Head System H5: H 5200

• Feed:	Gravity
• Cup capacity:	15 ml
• Type:	Double Action

Detail Thickness: H5= Fine

High Performance PLUS

AIRBRUSH SERIES



- Adjustable main lever tension
- Pre-set handle
- External needle adjustment: standard



- Adjustable main lever tension
- Pre-set handle
- External needle adjustment: standard



- Adjustable main lever tension
- Pre-set handle
- External needle adjustment: standard
- Optional: side gravity cup 7.0 ml
gravity cup 14 ml
siphon bottle 28 ml



- Adjustable main lever tension
- Pre-set handle
- External needle adjustment: standard

HI-Performance PLUS HP-BP

Head System H2: H 2001

- Feed: _____ Gravity
- Cup capacity: _____ 1.8 ml
- Type: _____ Double Action

Detail Thickness: H2= Fine

HI-Performance PLUS HP-CP

Head System H3: H 4001

- Feed: _____ Gravity
- Cup capacity: _____ 9 ml
- Type: _____ Double Action

Detail Thickness: H3= Medium

HI-Performance PLUS HP-SBP

Head System H2: H 3001

- Feed: _____ Side Feed
- Cup capacity: _____ 3.8 ml
- Type: _____ Double Action

Detail Thickness: H2= Fine

HI-Performance PLUS HP-BCP

Head System H3: H 5001

- Feed: _____ Suction
- Cup capacity: _____ 28 ml
- Type: _____ Double Action

Detail Thickness: H3= Medium



iwata
by ANEST IWATA



IWATA 5 WAYS TO SPRAY

ALL-STAR VERSATILITY™

The unique multi-purpose, high flow Iwata Eclipse Series airbrushes are designed to easily atomize heavier sprayable mediums from a controlled fine line to controlled wide spray. This makes Eclipse Series highly versatile and suited to almost any project. Eclipse's compression-fit nozzle is easy to clean and assemble. Hugely popular, Eclipse Series is the ultimate in all-star versatility.



Eclipse

AIRBRUSH SERIES

WHO SPRAYS WITH ALL-STAR VERSATILITY?

Makers and creators who...

- Spray with fine to wide level of detail and scale | Want the ease of a drop-in nozzle
- Have beginner to high-level airbrush skills | Use thin to thicker viscosity or pearlized spray materials
- Are hobbyist or professional painters | Want to spray many types of things using one airbrush

Still not sure which brush is for you? Visit www.iwata-airbrush.com and take our Airbrush Selector Quiz.

Eclipse

AIRBRUSH SERIES



- Single cut-away handle
- Adjustable main lever tension

Eclipse HP-BS

Head System E3: ECL 2500

- | | |
|-----------------|---------------|
| • Feed: | Gravity |
| • Cup capacity: | 1.8 ml |
| • Type: | Double Action |

Detail Thickness: E3= Fine/Medium detail




- Single cut-away handle
- Adjustable main lever tension

Eclipse HP-CS

Head System E3: ECL 4500

- | | |
|-----------------|---------------|
| • Feed: | Gravity |
| • Cup capacity: | 9 ml |
| • Type: | Double Action |

Detail Thickness: E3= Fine/Medium detail



- Single cut-away handle
- Adjustable main lever tension
- Cup position for right-handed or left-handed

Eclipse HP-TAKUMI

Head System E3: ECL 350T

- | | |
|--------------------|---------------|
| • Feed: | Side Feed |
| • Bottle capacity: | 7 ml |
| • Type: | Double Action |

Detail Thickness: E3= Fine/Medium detail



- Single cut-away handle
- Adjustable main lever tension
- Solvent resistant o-ring

Eclipse HP-BCS

Head System E5: ECL 2000

- | | |
|--------------------|---------------|
| • Feed: | Suction |
| • Bottle capacity: | 28 ml |
| • Type: | Double Action |

Detail Thickness: E5= Medium/ Wide detail



IWATA 5 WAYS TO SPRAY

EFFORTLESS COVERAGE™

Iwata Revolution Series and NEO For Iwata Series airbrushes deliver soft, effortless coverage and quality atomization at low air pressures. Fine atomization is achieved using the smallest air compressors, making these airbrushes a simple choice for medium spray applications and for anyone wanting to start airbrushing for the first time.



WHO SPRAYS WITH EFFORTLESS COVERAGE?

Makers and creators who...
Spray medium range detail and coverage area | Want great atomization at low air pressures
Have beginner to high-level airbrush skills | Want many feature and model options
Are hobbyists or professional painters

Still not sure which brush is for you? Visit www.iwata-airbrush.com and take our Airbrush Selector Quiz.

Revolution

AIRBRUSH SERIES



- Replaceable PTFE needle packing
- Solid ergonomic handle
- Adjustable main lever tension

Revolution HP-AR
Head System R3: R 1500

• Feed:	Gravity
• Fluid cavity:	0.9 ml
• Type:	Double Action

Detail Thickness: R3= Fine/ Medium detail



- Replaceable PTFE needle packing
- Solid ergonomic handle
- Adjustable main lever tension

Revolution HP-BR
Head System R3: R 2500

• Feed:	Gravity
• Cup capacity:	1.8 ml
• Type:	Double Action

Detail Thickness: R3= Fine/ Medium detail



- Pre-set handle
- Adjustable main lever tension
- Crown cap

Revolution HP-CR
Head System R3: R 4503
Head System R5: R 4500

• Feed:	Gravity
• Cup capacity:	9 ml
• Type:	Double Action

Detail Thickness: R3= Fine/ Medium detail - R5= Medium/ Wide detail



- Replaceable PTFE needle packing
- Solid ergonomic handle
- Adjustable main lever tension

Revolution HP-SAR
Head System R5: R 1000

• Feed:	Suction
• Cup capacity:	28 ml
• Type:	Single Action

Detail Thickness: R5= Medium/ Wide detail




- Replaceable PTFE needle packing
- Solid ergonomic handle
- Adjustable main lever tension

Revolution HP-BCR
Head System R5: R 2000

• Feed:	Suction
• Cup capacity:	28 ml
• Type:	Double Action

Detail Thickness: R5= Medium/ Wide detail

REVOLUTION TRIGGER AIRBRUSH



- Replaceable PTFE needle packing
- Solid ergonomic handle
- Adjustable main lever tension

Revolution HP-TR1

Head System N3: R 5000

• Feed:	Side Gravity
• Cup capacity:	9 ml
• Type:	Double Action

Detail Thickness: R3= Fine/ Medium detail



- Replaceable PTFE needle packing
- Solid ergonomic handle
- Adjustable main lever tension

Revolution HP-TR2

Head System N5: R 5500

• Feed:	Side Gravity
• Cup capacity:	15 ml
• Type:	Double Action

Detail Thickness: R5= Medium/ Wide detail



Gravity-Feed Single-Action Airbrush

The Revolution MINI Series features break through technology and top-of-the-line performance at great value. The MINI Series will become a significant tool for progressive Beauty Professional, Temporary Tattoo artist, RC enthusiasts and Model Builders. The HP-M Revolution are action gravity feed airbrushes with flow control at the back of airbrush by just twisting. Also feature PTFE needle packing for use with solvent based paints. The MINI Series is great for the temporary tattoo artist, beauty professional, nail artists and model builders.



- Designed for low pressure applications

Mini Line HP-M1

Head System M3: R 1050

• Feed:	Gravity
• Cup capacity:	1.5 ml
• Type:	Single Action

Detail Thickness: M3= Fine/ Medium detail



Mini Line HP-M2

Head System M4: R 1060

• Feed:	Gravity
• Cup capacity:	7 ml
• Type:	Single Action

Detail Thickness: M4= Medium/ Wide detail



AIRBRUSH SERIES



- Includes interchangeable large (1/3 oz.) and medium (1/16 oz.) cups designed with a funnel shape, which makes for easy clean-up and more efficient paint flow.

NEO HP-CN

Head System N3: N 4500

• Feed:	Gravity
• Interchangeable Cups:	9 ml cup - 2 ml cup - (0.9 ml w/o cup)
• Type:	Double Action

Detail Thickness: N3= Fine/ Medium detail



- Includes a 1 oz. Big Mouth Bottle. (Also compatible with other sizes of Big Mouth Bottles and Iwata bottles.)

NEO HP-BCN

Head System N5: N 2000

• Feed:	Gravity
• Bottle capacity:	28 ml
• Type:	Double Action

Detail Thickness: N5= Medium/ Wide detail

NEO TRIGGER Series

This is not any ordinary trigger Airbrush! The NEO Series, including these New NEO for Iwata Trigger Airbrushes, are unique in that they are designed to work at low air pressures. The benefits of the NEO Trigger Airbrushes working with low air pressures are minimal overspray, precise control, detailed spraying, fine atomization and affordability. Specifically designed to work together, the NEO AIR for Iwata Miniature Air Compressor and the New NEO for Iwata Trigger Airbrushes make the perfect set...affordable and compact!



- Applications include: cosmetics, nail art, miniature, hobbies, photo retouching, illustration.

NEO HP-TRN1

Head System N3: N 5500

• Feed:	Gravity
• Interchangeable Cups:	9 ml (large) - 2 ml (medium)
• Type:	Double Action

Detail Thickness: N3= Fine/ Medium detail



- Applications include: model railroad, general hobbies, custom automotive graphics, tanning, body art, cosmetics.

NEO HP-TRN2

Head System N5: N 5000


• Feed:	Side Gravity
• Interchangeable Cups:	7 ml - 15 ml - 30 ml Iwata Big Mouth Bottles
• Type:	Double Action

Detail Thickness: N5= Medium/ Wide detail



IWATA 5 WAYS TO SPRAY
FULL FINISH™

When airbrush projects call for larger coverage, Iwata G-Series airbrush-guns and Anest Iwata spray guns offer a full range of models. G-Series sprays with the fine atomization and air pressure of an airbrush. For maximum coverage, ANEST IWATA spray guns offer superior atomization for a reliable and consistent finish.



iwata
by ANEST IWATA
G-SERIES

**ANEST
IWATA**

WHO SPRAYS WITH FULL FINISH?
Makers and creators who...
Spray wide to extra wide coverage areas
Want smooth finishes over larger surfaces
Have beginner to high-level spray skills | Are hobbyists or professional painters

Still not sure which brush is for you? Visit www.iwata-airbrush.com and take our Airbrush Selector Quiz.

iwata
by ANEST IWATA
G-SERIES



- Stainless steel paint passage
- Pre-set needle adjustment
- Air pressure adjustment
- Fan pattern adjustment
- Cartridge-style air valve set
- Fan pattern air cap

Eclipse HP-G3 & HP-G5

Head System G3: ECL 9100

Head System G5: ECL 9200

• Feed:	Gravity
• Cup capacity (G3):	130 ml
• Cup capacity (G5):	220 ml
• Type:	Double Action

Detail Thickness: G3= Wide detail - G5= Extra Wide detail

Iwata IS 925 HT



**ANEST
IWATA**



RG-3L

• Feed:	Side Gravity
• Ø Fluid nozzle:	0.40 or 0.60 or 1.0 mm
• Cup capacity:	130 or 200 ml
• Type:	Round Pattern



LPH-80

• Feed:	Gravity
• Ø Fluid nozzle:	0.40 or 0.60 or 0.80 or 1.0 or 1.20 mm
• Cup capacity:	70 or 250 ml
• Type:	Spot Repair

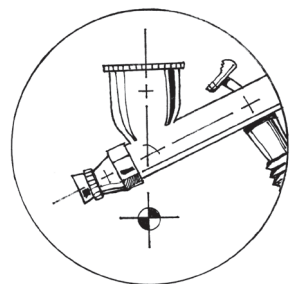
- Specific for small repair jobs and areas
- Very fine atomization
- Conical seal nozzle
- Low background noise
- Simple operation of the control knobs
- Perfect handling when blending



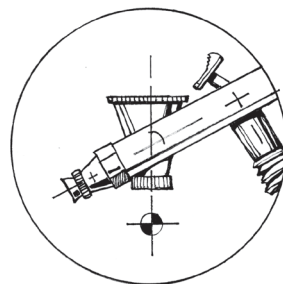
www.iwata-airbrush.com

Airbrush Selector Quiz

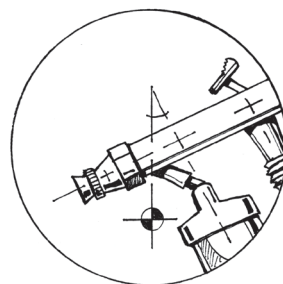
With five categories of spray excellence and so many great airbrushes to choose from, which one is right for you? Take our Airbrush Selector Quiz for a personalized recommendation in just five questions and learn about feed style options. Which are you most hungry for?



GRAVITY FEED
Our most popular feed style that uses very little paint to operate



SIDE FEED
Allows maximum visibility using various cups or bottles



SIPHON FEED
Use with multiple bottles and larger volumes of spray material

Airbrush Parts

An airbrush is only a true Iwata when it contains genuine, precision crafted, Iwata parts. Our Airbrush Parts Finder makes it easy to order the correct part every time, whether you need to find a replacement lid or to stock up on a few extra needles and nozzles — which we highly recommend.



IWATA AIRBRUSH COMPRESSORS

Once you've found your airbrush, the next step is to choose an air source. Iwata offers a comprehensive assortment of airbrush compressors, from mini, light-duty models to powerful, full featured options. Since each airbrush has an optimal working pressure — the air pressure used when spraying — we've made it easy to pair it with a compressor in that same working pressure range.

LOW PRESSURE AIRBRUSH COMPRESSORS

WORKING PRESSURES FROM 1-20 psi



Light-Duty Compressors For Small Projects

LOW-MEDIUM PRESSURE AIRBRUSH COMPRESSORS

WORKING PRESSURES FROM 1-40 psi



General Purpose Compressors Built For Occasional Use

LOW-HIGH PRESSURE AIRBRUSH COMPRESSORS

WORKING PRESSURES FROM 1-60 psi



Versatile, Hard Working Compressors For Heavy Use

LOW PRESSURE AIRBRUSH COMPRESSORS



IWATA FREESTYLE AIR BATTERY Airbrush Compressor

Code: IFS 1000

Motor: 12 Volt - Max. Working pressure: 1.3 bar
Air Consumption: 10.5 l/min - Plug DE



IWATA NEO AIR Airbrush Compressor

Code: IS 30 DE

Motor: 100-240 Volt - Max. Working pressure: 1.0 bar
Air Consumption: 10.5 l/min - Plug DE



IWATA NINJA JET Airbrush Compressor

Code: IS 35 DE

Motor: 140-110 Watt - Max. Working pressure: 1.3 bar
Air Consumption: 9 l/min - Plug DE



IWATA SILVER JET Airbrush Compressor

Code: IS 50 DE

Motor: 140-110 Watt - Max. Working pressure: 1.3 bar
Air Consumption: 9 l/min - Plug DE

LOW-MEDIUM PRESSURE AIRBRUSH COMPRESSORS



IWATA SMART JET Airbrush Compressor

Code: IS 850 DE

Motor: 91 Watt - Max. Working pressure: 2.4 bar
Air Consumption: 18 l/min - Plug DE



IWATA SMART JET PRO Airbrush Compressor

Code: IS 875 DE

Motor: 91 Watt - Max. Working pressure: 2.4 bar
Air Consumption: 18 l/min - Plug DE

LOW-HIGH PRESSURE AIRBRUSH COMPRESSORS



IWATA SMART JET PLUS TUBULAR Airbrush Compressor

Code: IS 875HT DE

Motor: 150 Watt - Max. Working pressure: 4.2 bar
Air Consumption: 23 l/min - Plug DE



IWATA POWER JET LITE Airbrush Compressor

Code: IS 925 DE

Motor: 125 Watt - Max. Working pressure: 4.2 bar
Air Consumption: 34 l/min - Plug DE



IWATA POWER JET PLUS TUBULAR Airbrush Compressor

Code: IS 925HT DE

Motor: 220 Watt - Max. Working pressure: 4.2 bar
Air Consumption: 39 l/min - Plug DE



IWATA POWER JET PRO Airbrush Compressor

Code: IS 975 DE

Motor: 125 Watt - Max. Working pressure: 5.5 bar
Air Consumption: 34 l/min - Plug DE



IWATA MAXXJET POWER SPEED Airbrush Compressor

Code: IS 1000 DE

Motor: 125 Watt - Max. Working pressure: 5.5 bar
Air Consumption: 40 l/min - Plug DE



AIRBRUSH KITS

Want the ease of a one-box option? Our kits include an Iwata airbrush and compressor plus an assortment of accessories to get you started spraying right away. See more kit options at www.iwata-airbrush.com.



Iwata Beginner Airbrush Kit with NEO CN IW125

**EFFORTLESS
COVERAGE™**
neo
for iwata

**ALL-STAR
VERSATILITY™**
Eclipse



Iwata Deluxe Airbrush Kit with Eclipse HP-CS IW200

**EFFORTLESS
COVERAGE™**
Revolution



NEO for Iwata Gravity Feed Airbrushing Kit with NEO CN IW120



REVOLUTION KIT with Silver Jet and Iwata Gravity Feed Airbrush REVOLUTION HP-CR R 4500 (130609A0)



ACCESSORIES

No matter which way you spray, be sure to complete your airbrush experience with must-have accessories including cleaning and maintenance tools, airbrush extras, spray medium and Artool® Products.

Cleaning and Maintenance

Are you cleaning with the right tools? Protect your investment with the same cleaning solutions trusted by Iwata airbrush technicians.



Iwata Airbrush Cleaning Kit CL100



Iwata Professional Airbrush Maintenance Tools CL500



Medea Airbrush Cleaner
multiple sizes available



Iwata Raised Ridge Airbrush
Cleaning Mat CL200



Iwata Universal Spray Out Pot
CL300

Airbrush Extras

Dial in your ideal airbrush setup with these extras.



Iwata QuickFit Quick
Disconnect Set
I1603



Iwata Airbrush Hoses
multiple configurations
available



Iwata External
MAC Valve
K250



Iwata Pistol-Grip
Moisture Filter
FA450



Iwata Bottles and Cups
multiple sizes
available



Iwata Universal
Airbrush Holder
AH400

Visit www.iwata-airbrush.com for all of our airbrush accessories.


Spray Mediums

Find the perfect medium for all your creative needs with our wide array of spray mediums available in various sizes and kit packs.



Artool Products

Artool® line of products help you create Radically Original® works. Designed by makers and creators, our Freehand® Airbrush Templates and art tools will spark your creativity. Available in a variety of sizes for all scales of projects.



Artool Texture FX Freehand Airbrush Template by Gerald Mendez sold as a set FHTFX1 available in Mini Series FHTFX1MS and Nano Series FHNS7

Artool Texture FX 2 Freehand Airbrush Template by Gerald Mendez sold as a set FHTFX2 available in Mini Series FHTFX2MS

Artool Texture FX 3 Freehand Airbrush Template by Gerald Mendez sold as a set FHTFX3 available in Mini Series FHTFX3MS



Artool True Fire Freehand Airbrush Template by Mike Lavallee sold as a set FHTF1 available in Mini Series FHTF1MS and Nano Series FHNS3

Artool The Essential Seven Set Freehand Airbrush Template FHPSP also sold individually



#artool



Artool Cutting Rails multiple sizes available

Artool Masking Films multiple configurations available

Artool Cutting Mats multiple sizes available



iwata
by ANEST IWATA

iwata Medea

ANEST IWATA-MEDEA, Inc.

ANEST IWATA Italia S.r.l.
Chieri (TO) - ITALY.
info@anest-iwata-it.com
www.anest-iwata-coating.com

ANEST IWATA Deutschland GmbH
Leipzig - GERMANY
info@anest-iwata-de.com
www.anest-iwata.de

ANEST IWATA France S.A.
Saint Quentin Fallavier, Lyon - FRANCE
info@anest-iwata-fr.com
www.anest-iwata.fr

ANEST IWATA U.K. Ltd.
St. Neots Cambridgeshire - ENGLAND
info@anest-iwata-uk.com
www.anest-iwata.co.uk

ANEST IWATA Iberica S.L.U.
Saint Adrià del Besos - Barcelona - SPAIN
info@anest-iwata-ib.com
www.anest-iwata.es

ANEST IWATA Scandinavia AB.
Partille, Göteborg - SWEDEN
info@anest-iwata-se.com
www.anest-iwata.se

ANEST IWATA Polska Sp. Z o.o.
Jasin / Swarzędz - POLAND
info@anest-iwata-pl.com
www.anest-iwata.pl

iwata
by ANEST IWATA



www.iwata-airbrush.com

AIRBRUSH SELECTOR | PARTS FINDER | LET'S GET STARTED